

2018

KITE

WAKE

WIND

SURF

SUP




LONG LIVE THE SPIKEY!

CURIOSITY. EXPLORATION. EXPERIMENTATION. CREATION.
Without these values, we wouldn't be Slingshot.

With these artistic endeavors, we find the beauty in the creation itself. It's why we wake up in the morning knowing that we have the best jobs in the world. Working with talented artists, engineers and friends is the very central structure for how we choose to find happiness. For us and our team, it's about enjoying life. The process is so much of the enjoyment-

doing it and being fully immersed in the sports we love. Our goals and our passions don't end there. Ultimately, our efforts are for you, the riders that we haven't met. The friend across the pond, the everyday shredder, the 8-year-old girl and the 75-year-old man. Without you, we wouldn't be us. Sharing our art, our passion, our hard work and our products with you is when the magic happens. We are looking to share that moment of your first ride upwind, your first jump, your first foiling glide and, lastly, that post session smile.






We learned a long time ago that we aren't going to do it like anyone else. We don't want to. We are going to do it our way. If you look at the list of riders, achievements and innovations that have come from our way of thinking, why would we? From the first barrels on kites, the first megaloops and now the first 1080s, we have been a driving force behind it all. That was just us being drawn intrinsically to like-minded people- to people who didn't have a tribe until they found one with us. They had outlandish ideas and crazy dreams. We simply gave

them a platform to achieve them. These dreams, goals and that passion and curiosity are deep in the heart of each and every kiteboarder. You have to invest in it; you have to learn; you have to stick it out and figure it out. You never stop, you never just end there. You are constantly learning and working, just like us. Behind the gear, behind the art, behind the team, there lies just one thing- the desire to let our minds and bodies roam.


GEAR UP AND ENJOY THE RIDE!






2018 KITE COLLEC TION

KITES




RPM
4/5/6/7/8/9
10/11/12/14M



RALLY
5/6/7/8/9
10/11/12/14M




SST
4/5/6/7
8/9/10/12M



TURBINE
13/15/17/19M



FUEL
7/9/11/13M



Z
3/6/9/11/13M



PHANTOM WING
11/15/18M

KITEBOARDS & BINDINGS



WIDOWMAKER
136/140CM



REFRACTION
135/139/143CM



KAROLINA PRO
135CM



VISION
134/138/140CM



ASYLUM
134/138/141CM



MISFIT AIR CORE
136/142/146CM



CRISIS
134/137/
141/146CM



GLIDE
149/159CM



DUALY
4-12US



BOLT-ON
4-11US

SURFBOARDS



ANGRY SWALLOW
5'2"/5'4"/5'6"



SCREAMER
5'2"/5'4"/5'6"



CELERITAS
5'6"/5'8"/5'11"



TYRANT
6'0"



MIXER
5'6"/5'8"/5'10"
NEW



**COMPSTICK SENTINEL
(ABOVE THE BAR)**
17"X20M/20"X20M+3M EXT./
23"X27M



**COMPSTICK GUARDIAN
(BELOW THE BAR)**
17"X20M/20"X20M+3M EXT./
23"X27M



**PHANTOM
COMPSTICK BAR
(ABOVE THE BAR)**
20"X20M+3M EXT.
NEW



**TALON SENTINEL (TOP)
TALON GUARDIAN (BOTTOM)**
NEW

FOILS & TRAINERS



ALIEN AIR
4'8"



DWARF CRAFT
3'6"



DWARF CRAFT
4'6"



HYPERMILER
4'8"



SIMULATOR
5'6"



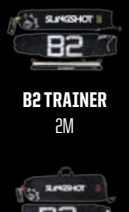
CONVERTER
5'4"



HOVER GLIDE NF2
35.5" MAST



FLIGHT SCHOOL MAST PACKAGE
15" / 24" / 30" MASTS



B2 TRAINER
2M

B3 TRAINER
3M

A full-page background image showing a kitesurfer in the bottom right corner, riding a wave. A large, black and yellow kite is visible in the upper right, with the word 'RALLY' printed on it. The water is a vibrant turquoise, and the sky is a clear, pale blue. A large, white, starburst-shaped graphic is centered on the page, containing text.

KITES + BARS

"What's amazing about kites is how much more we can still do with them. They're so adaptable, expansive and refined. They continuously rewrite the possibilities in how, what and where we ride. Where will they take us next?"

- Tony Logosz

Co-Founder & Chief Designer

RPM

SKU# 18120

FREESTYLE-FREERIDE CROSSOVER / KITE OF CHOICE

SIZES: 4.5/6/7/8/9/10/11/12/14 M

HIGHLIGHTS:

- + THE KITE CHOICE FOR INSTRUCTORS, WORLD CHAMPIONS AND EVERYONE ELSE
- + OPEN-C CANOPY DELIVERS RELIABLE PERFORMANCE IN ALL CONDITIONS
- + SHOCK-ABSORBING IRS BRIDLE STABILIZES KITE IN GUSTY WIND
- + POWERFUL BUT PREDICTABLE BOOST AND LOOPS
- + BOMBER SLINGSHOT CONSTRUCTION- THESE KITES ARE BUILT TO LAST
- + EXTENSIVE BLACK LAYOUT PREVENTS UV DAMAGE



Some of the busiest schools in the world use the RPM as their go-to kite because of its reliability in any wind condition and its bomber construction. Meanwhile, at the opposite end of the spectrum, the RPM is a championship-level freestyle kite that has propelled multiple riders to world titles. The magic comes from its Open-C profile, condensed IRS bridle and bomber Slingshot construction. For general freeriding, it provides responsive handling, smooth power delivery throughout the window, great boosting and powerful but predictable loops. For dedicated freestyle, the RPM delivers the competitive edge with amazing pop and carry, flawless unhooked performance and multiple customization options to fine-tune handling to adapt to varying conditions.

KITE SIZE	WIND RANGE (KN)	BAR SIZE
4.5 M	24+	17" OR 20"
6 M	22 - 34	17" OR 20"
7 M	18 - 33	17" OR 20"
8 M	16 - 31	17" OR 20"
9 M	14 - 29	20"
10 M	13 - 27	20"
11 M	12 - 24	20"
12 M	10 - 22	20" OR 23"
14 M	8 - 17	20" OR 23"

RALLY

SKU# 18130

ALL-AROUND FREERIDE PERFORMANCE

SIZES: 5/6/7/8/9/10/11/12/14 M

HIGHLIGHTS:

- + THE ULTIMATE UTILITY PLAYER- ONE KITE FOR ALL CONDITIONS
- + WORRY-FREE RELAUNCH, WIDE RANGE AND GREAT DEPOWER
- + SOLID CROSSOVER SURF PERFORMANCE
- + FORGIVING, SAFE AND STABLE- GREAT FOR USER-FRIENDLY PROGRESSION
- + LOFTY AIRS, FUN FREERIDE PERFORMANCE
- + EXTENSIVE BLACK LAYOUT PREVENTS UV DAMAGE



Easily one of the most versatile kites ever produced, the Rally covers all categories of riding. It has been fine-tuned over the years to become the one kite that can do everything well. Entry-level riders progress faster, with less frustration and intimidation thanks to the Rally's effortless relaunch, safe depower and stable handling. Experienced riders love the Rally's big wind range, upwind drive, lofty airs and high-end cross-over surf performance. Whether you're traveling and can't bring your garage full of gear, or you're on a budget and can't afford to buy every kite in our lineup, the Rally is the one shape that will deliver the most well-rounded performance for your buck.

KITE SIZE	WIND RANGE (KN)	BAR SIZE
5 M	19 - 40+	17" OR 20"
6 M	17 - 37	17" OR 20"
7 M	16 - 35	17" OR 20"
8 M	14 - 33	17" OR 20"
9 M	13 - 30	20"
10 M	11 - 27	20"
11 M	10 - 25	20"
12 M	10 - 22	20"
14 M	9 - 19	20" OR 23"

SST

SKU# 18140

SURF/ FREERIDE/ FOILING

SIZES: 4 / 5 / 6 / 7 / 8 / 9 / 10 / 12 M

HIGHLIGHTS:

- + SUPERIOR SURF AND FOIL PERFORMANCE
- + DRIFTS LIKE A DREAM
- + DIRECT FEEL, INSTANT RESPONSE, NO TANGLING W/ COMPACT IRS BRIDLE
- + REINFORCED SURF-TOUGH CONSTRUCTION BUILT TO TAKE A TUMBLING
- + RESPONSIVE STEERING, EVEN WHEN SHEETED OUT OR DRIFTING DOWNWIND
- + CONDENSED IRS BRIDLE WON'T WRAP AROUND WINGTIPS
- + EXTENSIVE BLACK LAYOUT PREVENTS UV DAMAGE



The SST is fine-tuned to fly deeper in the window than most kites. This, combined with the kite's shape and bridle setup, yields hero-level downwind drift and steering response even when tension on the lines is minimal. It's the park-and-ride performance that you dream about. It pulls you into position, drifts with you like a shadow, then re-engages at the flick of a wrist. To better hold up to the surf, the SST features reinforced surf-tough canopy paneling designed to take a beating if it goes through the wash and a condensed version of our IRS bungee that cannot get wrapped around the wingtips.

KITE SIZE	WIND RANGE (KNOTS)	BAR SIZE
4 M	29 - 40+	17" OR 20"
5 M	27 - 38	17" OR 20"
6 M	24 - 36	17" OR 20"
7 M	22 - 33	17" OR 20"
8 M	19 - 31	20"
9 M	17 - 28	20"
10 M	15 - 26	20"
12 M	9 - 21	20" OR 23"

TURBINE

SKU# 18150

HIGH-PERFORMANCE FREERIDE

SIZES: 13 / 15 / 17 / 19 M

HIGHLIGHTS:

- + HIGH-ASPECT SHAPE FAVORS POWER, EFFICIENCY AND LOW-END PERFORMANCE
- + THE "SESSION SAVER" AND A MUST-HAVE FOR LIGHT WIND LOCATIONS
- + FEEL LIKE YOU'RE FLYING WITH LONG, LOFTY AIRS
- + THE MOST FUN YOU'LL HAVE ON A LIGHT WIND KITE
- + FINE-TUNED BRIDLE HELPS WITH RELAUNCHING IN LOW WIND
- + EXTENSIVE BLACK LAYOUT PREVENTS UV DAMAGE



First and foremost, the Turbine is a high-powered shape with more pull per size than any other kite in our lineup. Steering speed is on the slow side (which is typical of all larger kites), but with power and efficiency on the upside, you get the same amount of pull from a smaller kite, which in turn translates to faster steering. The high aspect ratio performs like a wing in the air- jumps are long and lofty, loops are slow and deep through the window, pull is steady and powerful and the upwind drive and low-end efficiency is as good as you can get before transitioning to a foil kite.

KITE SIZE	WIND RANGE (KNOTS)	BAR SIZE
13 M	11 - 21	20" OR 23"
15 M	8 - 17	20" OR 23"
17 M	5 - 15	20" OR 23"
19 M	4 - 13	20" OR 23"

FUEL

SKU# 18100

AGGRESSIVE WAKESTYLE/FREESTYLE

SIZES: 7 / 9 / 11 / 13 M

HIGHLIGHTS:

- + UNBRIDLED C-KITE POWER AND PERFORMANCE
- + THE ORIGINAL MEGALOOP MASTER
- + FINE-TUNED FOR FREESTYLE/WAKESTYLE AND BIG AIR
- + UNRIVALED UNHOOKED CONTROL WITH ZERO BACK STALLING
- + BOMBER SLINGSHOT CONSTRUCTION BUILT TO TAKE A BEATING
- + EXTENSIVE BLACK LAYOUT PREVENTS UV DAMAGE



The Fuel's Traditional-C profile and wide, squared-off wingtips deliver powerful performance, the best (and backstall-free) unhooked handling of any shape in the industry and gut-checking loops that travel deep through the window. Relaunching is made surprisingly easy by refined leading edge and wingtip geometry. Although tuned for freestyle-centric riding, the Fuel has respectable crossover performance. The Fuel was the foundation from which countless other kites were designed, and over the years it has been the catalyst that launched many of the world's best riders into their careers.

KITE SIZE	WIND RANGE (KNOTS)	BAR SIZE
7 M	21 - 35+	17" OR 20"
9 M	17 - 28	17" OR 20"
11 M	13 - 24	20"
13 M	10 - 20	20"

Z


SKU# 18170

RELIABLE PREDICTABLE FREERIDE

SIZES: 3 / 6 / 9 / 11 / 13M

HIGHLIGHTS:

- + SAFE, STABLE, USER-FRIENDLY FREE RIDE
- + BEST BEGINNER-FRIENDLY KITE IN OUR LINEUP
- + EASIEST RELAUNCH OF ANY SHAPE IN THE INDUSTRY
- + VERY FORGIVING- IDEAL FOR CASUAL OR LESS CONFIDENT RIDERS
- + THE GO-TO TEACHING KITE FOR INSTRUCTORS AROUND THE WORLD



The magic of the Z comes from its unique low-aspect Spherical-C shape and pointed Axis wingtips. This stubby shape, combined with a four-point cascading bridle setup, results in an extremely stable and well-behaved kite that can sheet gusts off the back with ease and sits patiently at the edge of the window during relaunch. The Z's shape also favors fast steering, tight turns and a tight looping radius. For more experienced riders, it's a playful kite you can fly aggressively, loop like a madman and whip across the window with relatively low consequence.

KITE SIZE	WIND RANGE (KNOTS)	BAR SIZE
3 M	24+ (GROM 12+)	17" OR 20"
6 M	20 - 35 (GROM 11 - 35)	17" OR 20"
9 M	18 - 28 (GROM 8 - 28)	20"
11 M	12- 24 (GROM 8 - 24)	20"
13 M	9 - 19 (GROM 7 - 19)	20" OR 23"

PHANTOM WING

SKU# 18190

**HIGH ASPECT FOIL KITE WITH
AUTOMATIC CHAMBER ADJUST**

SIZES: 11 / 15 / 18M

HIGHLIGHTS:

- + STATE OF THE ART FEEL AND CONTROL
- + HIGH ASPECT SPEED/TOURING AND FREEDOM FINDER
- + CRUSHES UPWIND ANGLES AND LIGHT WIND MINIMUMS OF LEI KITES
- + EXTREME ANGLES AND EFFICIENCY GIVES KITEBOARDERS A NEW EXPERIENCE
- + CLOSED CELL DESIGN ASSISTS IN WATER RELAUNCH
- + COMPATIBLE WITH OUR NORMAL FOUR-LINE KITE BAR
- + DESIGNED IN COLLABORATION WITH THE LEGENDARY FOIL DESIGNERS AT ELF KITES



Double surface design for double the adventure. For anyone who catches the foiling bug, as your skills evolve and you become an expert in angles and efficiency, you will eventually hit a wall with the limits of your LEI kite. It's literally a drag. Combine the Phantom with your hydrofoil and your world on the water will never be the same. Discover new upwind angles, speeds, light wind minimums, hangtime and overall efficiencies. Sessions you would have written off are now completely rewritten.

KITE SIZE	WIND RANGE (KNOTS)	BAR SIZE
11 M	9-18	23"
15 M	7-15	23"
18 M	6-12	23"

NEW

PHANTOM COMPSTICK BAR

SKU# 183890023

**HIGH PERFORMANCE
ABOVE-THE-BAR TRIM**

SIZES:

23" BAR X 18 M LINES (+ 3 M EXTENSIONS)

The Phantom Compstick Bar is configured specifically for use with Slingshot's Phantom foil kites. The 23" bar features Slingshot's Sentinel (above-the-bar) depower and safety system and is equipped with 18 meter lines and 3 meter extensions that can be added or removed to customize line length depending on conditions and preferences.

The wider 23" bar provides increased steering leverage over the Phantom foil kite, which improves turning speed and responsiveness. This is a user-friendly setup designed for general freeriding and progressive freestyle/big air, not for competitive foil racing.



BAR SIZE	UNRIVALED SAFETY RELEASE	UNIVERSAL COMPATIBILITY (MAJOR BRANDS)
23"	X	X



BAR FEATURES 2018

- + RIDE HARD, RIDE W/ COMPLETE CONFIDENCE W/ THE STRONGEST & LONGEST LASTING LINES AVAILABLE: NO HASSLE, NO STRETCH, USA MADE
- + HUGE DEPOWER, MAXIMUM THROW, RELIABLE SAFETY RELEASE
- + WORRY-FREE RIDING W/ INTUITIVE SAFETY RELEASE & EASY RESET
- + NO-NONSENSE INTERFACE: RUGGED GRIP, STREAMLINED FLOATS, FUNCTIONAL DEPOWER KNOB, DUAL OH-SHIT HANDLES, AUTO-SWIVEL



20" BAR X 20 M LINES W/ 3-METER LINE EXTENSIONS

The 2018 Compstick returns in 17, 20 and 23-inch bar options. The 17-inch bar comes stock with 20 meter lines and is recommended only for small kites (usually 4-7meters). The 23-inch bar comes stock with 27 meter lines and is recommended for larger kites (usually 13-17meters). Back again for 2018, our universal 20-inch bar, which can be used with any kite we produce, comes with 20-meter lines installed and 3-meter extensions in the box. This gives riders the ability to choose between two different line lengths. For easier launching, faster turning and more responsive handling, the 20-meter lines are ideal, while the extensions will provide added power, low-end range and higher jumping.



SLINGSHOT LEGENDARY KITE LINES

High performance, high quality lines are an underrated piece of equipment in kiteboarding. When it comes to safety and durability, we don't mess around. That is why we use the thickest flying lines in kiteboarding. The industry standard is 500lb test. We use special high-tenacity 800lb test flying lines, manufactured in the USA, exclusively for Slingshot. When your life is literally on the line, don't settle for less than the best.

COMPSTICK GUARDIAN

SKU# 17382

HIGH PERFORMANCE BELOW-THE-BAR TRIM

SIZES:

17" BAR X 20 M LINES
20" BAR X 20 M LINES (+ 3 M EXTENSIONS)
23" BAR X 27 M LINES



Slingshot riders trust the Compstick Guardian setup for its simplistic design, bomber construction and easy- access below-the-bar depower system. With the Guardian, the trim cleat is located just above the chicken loop and is integrated into the safety release mechanism. The result is a streamline system that removes eye-level components, placing them within easy reach below the bar and allowing for more throw above the bar.

COMPSTICK SENTINEL

SKU# 17383

HIGH PERFORMANCE ABOVE-THE-BAR TRIM

SIZES:

17" BAR X 20 M LINES
20" BAR X 20 M LINES (+ 3 M EXTENSIONS)
23" BAR X 27 M LINES



Our Sentinel system is designed for riders who like the Compstick's simplistic and rugged design but prefer an above-the-bar location of the depower rope. The Sentinel features an adjustable trim cleat above the bar, a swiveling safety mechanism below the bar and all the other features that have made the Compstick Sentinel the trusted choice for riders around the world, year after year.

BAR SIZE	4M - 7M KITES	8M - 13M KITES	14M+ KITES	UNRIVALED SAFETY RELEASE	UNIVERSAL COMPATIBILITY (MAJOR BRANDS)
17"	X			X	X
20"	X	X	X	X	X
23"			X	X	X

B2 TRAINER

SKU# 15190002

INVALUABLE LEARNING TOOL,
FUN FOR THE WHOLE FAMILY

SIZE: 2 M



Getting the right start is the most important aspect of learning to kiteboard, and for almost everyone this means starting with a trainer kite. Slingshot's B2 is the original trainer kite that started it all. With the B2 you will discover the gold standard in learning kite flying skills in a safe, efficient and affordable manner. If you are serious about learning to kiteboard, investing in a trainer kite is a small price to pay for an invaluable, timeless and fun piece of equipment. You can fly your B2 anywhere with wind and open space. It works great on land, grass, at the beach or even on snow. No water needed.

B3 TRACTION

SKU# 15190003

LIGHT TRACTION FOIL KITE

SIZE: 3 M



Slingshot's B3 light traction kite is a fun, affordable and powerful piece of equipment ideal for a wide range of wind-related activities. In light wind the B3 is a great tool for practicing basic kite flying skills and kite control. In stronger wind it's a powerful tool for more advanced kite control, arm and shoulder strength and hand-eye coordination. It's also great for activities like skate-kiting. The B3 is considerably more powerful than Slingshot's smaller B2 trainer kite. For beginners, all-around family use and use in varying winds, we recommend starting with a B2 first, then graduating to the larger B3.

NEW

THE TALON

SKU# 18385012 - GUARDIAN
SKU# 18385013 - SENTINEL

CHICKEN LOOP
REPLACEMENT

BAR COMPATIBILITY:

COMPSTICK GUARDIAN (2014 +
NEWER) - ALL SIZES
COMPSTICK SENTINEL - ALL SIZES



TALON HIGHLIGHTS

- + CHICKEN LOOP REPLACEMENT DESIGNED FOR RIDE ENGINE SLIDING ROPE SPREADER BARS
- + BRINGS BAR CLOSER TO YOUR CORE
- + ALLOWS FOR MORE THROW AND DEPOWER
- + THE ULTIMATE SETUP FOR SURF AND HOOKED-IN FOCUSED RIDERS
- + COMPATIBLE WITH ALL SLINGSHOT BARS 2014 TO CURRENT

For dedicated wave riding and hooked-in riding, the standard chicken loop is a clumsy component that creates distance between your core and the bar and limits your throw and depower. The Talon is a Slingshot- specific component that replaces the chicken loop with a much smaller stainless steel clasp. This brings the bar several inches closer to your waist, which in turn gives you several inches more throw and reach above the bar. Combined with Ride Engine's sliding rope spreader bar, this setup gives you the ultimate freedom of movement, range of motion and kite control. In addition to the added performance the Talon will provide you with the utmost confidence against unwanted unhooking.

KIM K. PUMP

SKU# 17349000

PREMIUM KITE PUMP

HEIGHT:

20" (50.8 CM) - INDUSTRY STANDARD

DIAMETER:

10" (25.4 CM)

CAPACITY:

2.3 L / STROKE



Newly engineered seals and pistons combined with newly molded handle and feet offer improved ergonomics and inflation speed. Single- to double-stroke inflation switch allows for instant change from high-volume / low-pressure inflation to low-volume / high-pressure. Comes standard with kite tether and hook, kite-tuned Slingshot pressure gauge, integrated sand filter, premium high-flow and extra-durable hose, and the two extra kite nozzles to fit most kites on the market. Not recommended for inflation higher than 13 PSI.



SURFBOARDS

"For us, it has always been about freeriding. The epitome of freeriding has always been in the surf. We want to explore the outer reef, the reeling point break and the dumpy shore pound. Beers, waves and friends – that might as well be our mission statement."

– Matt Gustafsen

R&D Manager

SURFBOARD FEATURES 2018



SURF STRAPS

Why pay for something if you're not going to use it? That's our philosophy with surf straps, which are now sold separately instead of being packaged in and bumping up the cost of your surfboard. If you ride with straps, you'll love our soft, secure and on-the-fly adjustable design. If you're a dedicated strapless rider, you'll love not paying for something you'll never use.

LIGHTWEIGHT, DURABLE SLINGSHOT CONSTRUCTION

Slingshot surfboards feature a rugged EPS core, reinforced glass, carbon integration and high-end bamboo laminate finish that results in high-performance, light weight and trusted durability. Dozens of upgrade fins available through FCS to change the feel and performance of your ride.

FCS II FINS

Keyless fins click in/out quickly and easily. No tools required.

DIAMOND-GRIP DECKPAD

Refined deckpad provides just the right amount of grip and comfort.

ANGRY SWALLOW SKU# 18218

MODERN ALL-AROUND PERFORMANCE

SIZES: 5'2" // 5'4" // 5'6"

HIGHLIGHTS:

- + EXCELS IN MARGINAL WIND AND WAVE CONDITIONS
- + ALL-AROUND FREERIDE PERFORMANCE
- + OUR BEST CHOICE FOR STRAPLESS FREESTYLE
- + THE MOST BUOYANT BOARD IN OUR LINEUP
- + CARBON STRINGERS AND TAIL PROVIDE DURABILITY
- + UPDATED TAIL SHAPE YIELDS MORE SNAP AND PIVOT



The Angry Swallow features a parallel rail outline, which adds surface area for better performance in marginal conditions. An updated swallow tail shape gives the board tighter and snappier turns and helps it stay in front of mushy waves. As the highest volume board in our lineup (relative to length), the Angry Swallow provides added stability, wind range, upwind ability and, for advanced riders, stability for progressive freestyle. Large carbon stringer patches on the top and bottom give the board strength where it's needed while keeping overall weight down. Additional carbon on the tail prevents edge cracking from heel impact.

LENGTH	WIDTH	THICKNESS	VOL.	RIDER WT.	BOARD WT.	FINS
5'2"	17 1/4"	2 1/4"	22.9 L	100 - 155 LBS	7.3 LBS	3 X 4 1/4" (12.08 CM) REACTOR FCS II FIN SET-UP
5'4"	18 1/4"	2 3/8"	25.8 L	120 - 185 LBS	7.8 LBS	3 X 4 1/4" (12.08 CM) REACTOR FCS II FIN SET-UP
5'6"	18 1/2"	2 3/8"	26.8 L	145 - 205 LBS	8 LBS	3 X 4 1/4" (12.08 CM) REACTOR FCS II FIN SET-UP



SCREAMER

SKU# 18217

MODERN HIGH-PERFORMANCE

SIZES: 5'2" // 5'4" // 5'6"

HIGHLIGHTS:

- + AGGRESSIVE ALL-AROUND HIGH PERFORMANCE
- + MODIFIED THUMB TAIL FOR MORE SNAP AND PIVOT
- + GREAT FOR FAST DOWN-THE-LINE WAVE RIDING
- + CARBON STRINGERS AND TAIL PROVIDE DURABILITY
- + EDGE HARDER W/ PARALLEL RAIL OUTLINE
- + CARBON STRINGERS AND TAIL PROVIDE DURABILITY



The 2018 Screamer features a pulled-in thumb with an updated wing added to give a little more pivot during turns. A parallel rail outline and single concave rocker gives the a fast, locked-in feel of a high-performance wave board, while the shorter T-Rex nose profile makes for a playful feel for jumping, strapless tricks and general freeriding. Large carbon stringer patches on the top and bottom give the board strength where it's needed while keeping overall weight down. Additional carbon on the tail prevents edge cracking from heel impact.

LENGTH	WIDTH	THICKNESS	VOL.	RIDER WT.	BOARD WT.	FINS
5'2"	17"	2 1/4"	21.7 L	100 - 155 LBS	7.3 LBS	3 X 4 1/4" (12.08 CM) REACTOR FCSII FIN SET-UP
5'4"	17 3/4"	2 3/8"	23.3 L	120 - 185 LBS	7.5 LBS	3 X 4 1/4" (12.08 CM) REACTOR FCSII FIN SET-UP
5'6"	18"	2 3/8"	24.7 L	145 - 205 LBS	7.75 LBS	3 X 4 1/4" (12.08 CM) REACTOR FCSII FIN SET-UP



CELERITAS

SKU# 18210

CLASSIC ALL-AROUND SHORTBOARD

SIZES: 5'6" // 5'8" // 5'11"

HIGHLIGHTS:

- + SUPER VERSATILE SHAPE IDEAL FOR ALL CONDITIONS
- + THE ONE-BOARD QUIVER
- + CLASSIC THUMB TAIL PROVIDES ALL-AROUND PERFORMANCE
- + STABILITY, AGILITY W/ STOUT BODY, CURVY OUTLINE
- + TRUSTED ALL-AROUND SHORTBOARD SHAPE
- + CARBON STRINGERS AND TAIL PROVIDE DURABILITY



The Celeritas features a stout body, curved outline, mild rocker that blends from the center to the tail. It's a stable ride that planes easily and has good upwind and light wind performance. The classic thumb tail has a wing, which frees up the tail for a more snappy feel during turns. Large carbon stringer patches on the top and bottom give the board strength where it's needed while keeping overall weight down. Additional carbon on the tail prevents breakage from heel impact.

LENGTH	WIDTH	THICKNESS	VOL.	RIDER WT.	BOARD WT.	FINS
5'6"	18 1/4"	2 1/4"	23.75 L	100 - 155 LBS	7.3 LBS	3 X 4 1/4" (12.08 CM) REACTOR FCSII FIN SET-UP
5'8"	18 1/2"	2 1/4"	26 L	120 - 185 LBS	7.5 LBS	3 X 4 1/4" (12.08 CM) REACTOR FCSII FIN SET-UP
5'11"	20 1/4"	2 3/8"	32.4 L	145 - 205 LBS	7.75 LBS	3 X 4 1/4" (12.08 CM) REACTOR FCSII FIN SET-UP



TYRANT

SKU# 18219

SERIOUS WAVE BOARD

SIZES: 6'0"

HIGHLIGHTS:

- + CLASSIC SHORT BOARD SHAPE FOR DEDICATED SURFERS
- + AGGRESSIVE HEEL-TOE EDGING
- + RIDE FAST, CARVE HARD, PULL INTO STEEP WAVES
- + MORE SNAP, MORE PIVOT W/ ROUNDED SQUASH TAIL
- + BEST OPTION FOR HARD-CHARGING SURFERS
- + CARBON STRINGERS AND TAIL PROVIDE DURABILITY



The Tyrant's slender short board profile is designed for high-powered, high-speed, high-performance wave riding. Its rocker profile and rounded squash tail favor aggressive heel-toe edging, snap off the lip and locked-in bottom turns. Large carbon stringer patches on the top and bottom give the board strength where it's needed while keeping overall weight down. Additional carbon on the tail prevents breakage from heel impact.

LENGTH	WIDTH	THICKNESS	VOL.	RIDER WT.	BOARD WT.	FINS
6'0"	18 1/4"	2 7/8"	26.6 L	100 - 210 LBS	7.8 LBS	3 X 4 3/4" (12.08 CM) REACTOR FCSII FIN SET-UP



NEW

MIXER

SKU# 18216

CLASSIC ALL-AROUND SHORTBOARD

SIZES: 5'6" // 5'8" // 5'10"

HIGHLIGHTS:

- + NEW SHAPE FOR 2018
- + HYBRID HIGH PERFORMANCE SHORT BOARD FEEL
- + QUAD FIN AND TAIL SHAPE YIELD STRONG BACK FOOT PERFORMANCE
- + QUAD CONCAVE BOTTOM PROVIDES GRIP ON RAIL AND LOCKED IN TURNS
- + CARBON STRINGERS AND TAIL PROVIDE DURABILITY



You'll be slashing to your heart's content with the Mixer's quad-fin configuration and tail profile, which favors a more slashy back foot feel than a locked-in carve. The aggressive quad concave bottom profile helps channel water for speed and an early plane and provides grip and a locked-in feeling when laying into turns at speed. Large carbon stringer patches on the top and bottom give the board strength where it's needed while keeping overall weight down. Additional carbon on the tail prevents edge cracking from heel impact.

LENGTH	WIDTH	THICKNESS	VOL.	RIDER WT.	BOARD WT.	FINS
5'6"	19"	2 1/4"	23.75 L	100 - 155 LBS	7.3 LBS	4 X 4 3/4" (12.08 CM) REACTOR FCSII FIN SET-UP
5'8"	19"	2 1/4"	26 L	120 - 185 LBS	7.8 LBS	4 X 4 3/4" (12.08 CM) REACTOR FCSII FIN SET-UP
5'10"	19 1/2"	2 1/4"	32.4 L	145 - 205 LBS	8 LBS	4 X 4 3/4" (12.08 CM) REACTOR FCSII FIN SET-UP





TWIN TIPS

"We were mad scientists of weird boards and weird shapes – human CNC machines. Every once in a while we'd find something that really worked... It has come such a long way, but at the same time, nothing has changed."

– Jeff Logosz

Co-Founder & CEO

FEATURES 2018



SINGLESHOT FUSION SIDEWALLS

Now featured in vibrant new colors, Slingshot's Fusion Sidewalls are unlike any other rail in the industry. Urethane is poured as a liquid in one single shot, then cured seamlessly into the board's wood core without staples or fasteners. These are hands-down the most durable rails in the game.



CARBON BEDROCK INSERTS

Carbon Bedrock Inserts are the strongest, lightest and most flexible mounts in Slingshot history. Featuring the industry-standard M6 hardware and reinforced by patches of carbon, the new four-pack inserts are ridiculously strong, but remain flexible, which allows for an uninterrupted flex pattern. When paired with 2018 Slingshot Bindings, they allow for stance widths ranging from 19.5-25.25 inches (on center).



LIGHT AND LIVELY WOOD CORES

All Slingshot boards are made from vertically laminated wood cores, which provide the lively feel and flex that riders love and unmatched durability and consistent performance over time. Once you feel the flex of a Slingshot board, you'll never go back. .

WIDOWMAKER SKU# 18229

SUPER LIGHT HIGH-TECH FREERIDE

SIZES: 136 CM // 140 CM

HIGHLIGHTS:

- + HIGH-PERFORMANCE FREESTYLE AND FLAT WATER SHREDDER
- + HUGE POP, SOFT LANDINGS
- + AGGRESSIVE CHANNELING CREATES BOARD SPEED AND GRIP
- + UNIVERSAL M6 HARDWARE

The sexy carbon Widowmaker is the fine wine of twin tips. Designed for riders who know the difference between Chardonnay and Cabernet, this is a top-shelf, limited-edition board loaded with high tech, high performance features.

LENGTH	WIDTH (T/T)	ROCKER	RIDER WT.	BOARD WT.	BASE	FINS
136 CM	42 CM / 34 CM	30 MM	UP TO 185 LBS	4 LBS 9 OZ	0.4 MM	4 X 2" (5.08 CM) SYMMETRICAL G-10 FIN
140 CM	43.2 CM / 35 CM	31 MM	130 - 205 LBS	4 LBS 12 OZ	0.4 MM	4 X 2" (5.08 CM) SYMMETRICAL G-10 FIN



REFRACTION

SKU# 18230

COMPETITION-LEVEL PARK/KICKER WAKESTYLE (SAM LIGHT PRO)

SIZES: 135 CM // 139 CM // 143 CM

HIGHLIGHTS:

- + BUILT FOR COMPETITION-LEVEL KICKER, SLIDER AND WAKESTYLE RIDING
- + EXTRA THICK DURASURF BASE CAN TAKE A MAJOR BEATING
- + MEDIUM ROCKER, STIFF FLEX DIALED FOR HARD-CHARGING RIDERS
- + SOLID CROSSOVER CABLE PARK BOARD
- + TIP AND TAIL CHANNELS ALLOW SMOOTH PRESSING AND CLEAN RELEASE
- + LIVELY AND DURABLE WOOD-CORE CONSTRUCTION WITH URETHANE RAILS

The Refraction is a solid all-around board designed to shred every condition on the planet, and take a major beating in the process. With a versatile rocker profile, it can hold its own in chop, swell and rough conditions, as well as flat water freestyle. The rocker and tip/tail shape yield great load and pop, big airs and cushy landings, while the inverted tip and tail profile prevents catching an edge during presses. The Refraction comes with wake fins for a more freestyle/wakestyle feel, but can easily be changed to standard fins for more grip and upwind drive.

LENGTH	WIDTH (T/T)	ROCKER	RIDER WT.	BOARD WT.	BASE	FINS
135 CM	41.6 / 33.5 CM	50 MM	UP TO 165 LBS	6.4 LBS	DURA-GLIDE 0.7 MM	4 - 75" X 6" (1.9 X 15.2 CM) SYM. WAKESTYLE FIN
139 CM	42.4 / 34.1 CM	52 MM	130 - 195 LBS	7.1 LBS	DURA-GLIDE 0.7 MM	4 - 75" X 6" (1.9 X 15.2 CM) SYM. WAKESTYLE FIN
143 CM	44.3 / 35.2 CM	54 MM	145 LBS +	8 LBS	DURA-GLIDE 0.7 MM	4 - 75" X 6" (1.9 X 15.2 CM) SYM. WAKESTYLE FIN



KAROLINA PRO

SKU# 18222

COMPETITION-LEVEL FREESTYLE PERFORMANCE

SIZES: 135 CM

HIGHLIGHTS:

- + HIGH-PERFORMANCE BOARD FOR FEMALE RIDERS
- + SIGNATURE MODEL FOR WORLD CHAMPION KAROLINA WINKOWSKA
- + GREAT LOAD AND POP, SOFT LANDINGS
- + LIVELY AND DURABLE WOOD CORE CONSTRUCTION
- + TIP AND TAIL CHANNELS ALLOW SMOOTH PRESSING AND CLEAN RELEASE

The Karolina Pro delivers great pop and cushy landings thanks to a progressive rocker profile, subtle V-spine and lively wood core construction. With a versatile rocker profile, it can hold its own in chop, swell and rough conditions, as well as flat water freestyle. The tip and tail feature upturned edges designed to prevent catching an edge while pressing on rails, kicker and sliders, making the KP a great crossover board for the cable parks.

LENGTH	WIDTH (T/T)	ROCKER	RIDER WT.	BOARD WT.	BASE	FINS
135 CM	41.6 / 33.5 CM	50 MM	110 - 165 LBS	6.4 LBS	0.2 MM	4 X 2" (5.08 CM) SYMMETRICAL G-10 FIN



VISION

SKU# 18223

AGGRESSIVE FREERIDE CROSSOVER

SIZES: 138 CM // 140 CM

HIGHLIGHTS:

- + A FAN-FAVORITE FREERIDE/FREESTYLE CROSSOVER
- + AN ALL-TERRAIN VEHICLE FOR MULTI-DISCIPLINE KITING
- + MODERATE "HAPPY MEDIUM" ROCKER PROFILE
- + WOOD CORE PROVIDES LIVELY FEEL AND DURABILITY
- + TIP AND TAIL CHANNELING PROVIDES ADDED GRIP, POP AND SPEED

The Vision is fast on the water and has great load and pop thanks to aggressive NACA channeling in the tips and tail. All Slingshot boards are made from a vertically laminated wood core, which gives a lively, responsive feel where lesser materials feel muted and dull. The rocker profile of the Vision is meant for aggressive all-around freeriding. It can handle chop and cut upwind well, but is equally at home when boosting big and landing hard in the flats.

LENGTH	WIDTH (T/T)	ROCKER	RIDER WT.	BOARD WT.	BASE	FINS
138 CM	42.1 / 34 CM	49 MM	120 - 185 LBS	7 LBS	0.4 MM	4 X 2" (5.08 CM) SYMMETRICAL 6-10 FIN
140 CM	43.5 / 34.5 CM	52 MM	145 LBS +	7.2 LBS	0.4 MM	4 X 2" (5.08 CM) SYMMETRICAL 6-10 FIN



ASYLUM

SKU# 18226

DEDICATED FREESTYLE AND WAKESTYLE

SIZES: 134 CM // 138 CM // 141 CM

HIGHLIGHTS:

- + HIGH-PERFORMANCE FREESTYLE AND FLAT WATER SHREDDER
- + HUGE POP, SOFT LANDINGS
- + WEAPON OF CHOICE FOR 2016 WORLD CHAMPION CARLOS MARIO
- + AGGRESSIVE CHANNELING CREATES BOARD SPEED AND GRIP
- + LIVELY AND DURABLE WOOD-CORE CONSTRUCTION
- + UNIVERSAL M6 HARDWARE

The weapon of choice for 2016 world champion Carlos Mario, the Asylum's rocker profile and aggressive NACA channeling yields crazy amounts of pop, fast top-end speeds and soft landings. While a solid crossover board for general freeriding, the Asylum is better suited for aggressive riders who prefer plenty of power and are specifically looking for the freestyle-focused benefits that higher rocker provide. Aggressive NACA channeling improve edge control and pop and streamline water flow to increase board speed.

LENGTH	WIDTH (T/T)	ROCKER	RIDER WT.	BOARD WT.	BASE	FINS
134 CM	40.8 / 34.4 CM	43 MM	UP TO 165 LBS	6.3 LBS	0.4 MM	4 X 2" (5.08 CM) SYMMETRICAL 6-10 FIN
138 CM	42 / 35.25 CM	44 MM	130 - 195 LBS	6.6 LBS	0.4 MM	4 X 2" (5.08 CM) SYMMETRICAL 6-10 FIN
141 CM	43 / 35.8 CM	45 MM	145 LBS +	7.1 LBS	0.4 MM	4 X 2" (5.08 CM) SYMMETRICAL 6-10 FIN



NEW KORROYD CORE

MISFIT AIR CORE

SKU# 18221

ALL-AROUND FREERIDE

SIZES: 136 CM // 142 CM // 146 CM

HIGHLIGHTS:

- + SLINGSHOT'S UPDATED LEGACY ALL-AROUND TWIN TIP
- + BEST CHOICE FOR ENTRY LEVEL PROGRESSION
- + PROGRESS QUICKLY & WILL NOT OUTGROW: GET UP & RIDING FASTER
- + SMOOTH, CONSISTENT FLEX W/ CARBON BEDROCK INSERTS
- + FLEXIBLE, DURABLE, HAND BUILT WOOD-CORE CONSTRUCTION
- + UNIVERSAL M6 HARDWARE

The 2018 Misfit is by far our lightest- and best- version yet. Inspired by the same ridiculously strong and lightweight material trusted in the best bike helmets on the market, the new Misfit Air Core features large sections of Koroyd in the tip, tail and lengthwise underfoot. The result: A lighter, more responsive and more dynamic Misfit..

LENGTH	WIDTH (T/T)	ROCKER	RIDER WT.	BOARD WT.	BASE	FINS
136 CM	40.5 / 33.5 CM	31 MM	120 - 185 LBS	6.15 LBS	0.2 MM	4 X 2" (5.08 CM) SYMMETRICAL 6-10 FIN
142 CM	42 / 34.5 CM	32 MM	145 - 210 LBS	6.6 LBS	0.2 MM	4 X 2" (5.08 CM) SYMMETRICAL 6-10 FIN
146 CM	43.5 / 35 CM	34 MM	190 LBS +	7.1 LBS	0.2 MM	4 X 2" (5.08 CM) SYMMETRICAL 6-10 FIN



CRISIS

SKU# 18225

USER-FRIENDLY FREERIDE FUN

SIZES: 134 CM // 137 CM // 141 CM // 146 CM

HIGHLIGHTS:

- + DEPENDABLE, USER-FRIENDLY PERFORMANCE
- + LIGHT WEIGHT, SOFT FLEX
- + MILD ROCKER GREAT FOR CRUISING AND ENTRY-LEVEL RIDING
- + A SURE BET FOR BEGINNERS
- + WOOD CORE PROVIDES LIVELY FEEL AND DURABILITY

With a lighter, more flexible layup and a mild rocker profile, the Crisis is a predictable and approachable board that inspires confidence for riders who need it most. As you progress, a vertically laminated wood core gives the board a lively, springy feel that makes it fun for riders of all abilities.

LENGTH	WIDTH (T/T)	ROCKER	RIDER WT.	BOARD WT.	BASE	FINS
134 CM	40.5 / 28.1 CM	31 MM	UP TO 165 LBS	6.15 LBS	0.2 MM	4 X 2" (5.08 CM) SYMMETRICAL 6-10 FIN
137 CM	41.2 / 28.4 CM	32 MM	120 - 185 LBS	6.6 LBS	0.2 MM	4 X 2" (5.08 CM) SYMMETRICAL 6-10 FIN
141 CM	41.5 / 28.7 CM	33 MM	140 - 210 LBS	7.1 LBS	0.2 MM	4 X 2" (5.08 CM) SYMMETRICAL 6-10 FIN
146 CM	43.2 / 29.3 CM	38 MM	190 LBS +	7.1 LBS	0.2 MM	4 X 2" (5.08 CM) SYMMETRICAL 6-10 FIN



GLIDE

SKU# 18224

LIGHT WIND MASTER

SIZES: 149 CM // 159 CM

HIGHLIGHTS:

- + DEDICATED LIGHT-WIND CRUISER
- + FREESTYLE-FRIENDLY, SURPRISINGLY AGILE
- + THE RANGE OF A SURFBOARD, THE RIDE OF A TWIN TIP
- + YOUR OTHER BOARD'S WING MAN
- + LIVELY, DURABLE WOOD-CORE CONSTRUCTION

Beginners love the Glide because it planes early and helps them stay up wind; experienced riders love it because it handles more like a twin tip than a barn door, which many light wind boards have been compared to. Staying true to the expression "Throw it don't mow it," the Glide's long, slender outline, block rail profile and mild rocker combine for a fun freeride and freestyle-friendly board you'll be happy to take for a cruise any time the wind looks a bit too light for your standard twin tip.

LENGTH	WIDTH (T/T)	ROCKER	RIDER WT.	BOARD WT.	BASE	FINS
149 CM	41.2 / 36.2 CM	32 MM	UP TO 155 LBS	7.2 LBS	0.2 MM	4 X 2" (5.08 CM) SYMMETRICAL 6-10 FIN
159 CM	40.4 / 34.5 CM	33 MM	120 LBS +	8.2 LBS	0.2 MM	4 X 2" (5.08 CM) SYMMETRICAL 6-10 FIN



BOLT-ON

SKU# 16381006

SUPERIOR COMFORT GREAT VALUE

SIZES:
4 - 11 US / 22.5 - 27.9 CM



Super grippy toe ridges, cushy EVA footbeds and easy on-the-fly adjustment highlight the Bolt-Ons. With the adjustment strap located on the exterior of the Bolt-Ons, they can be tightened or loosened conveniently while on the water, to achieve the desired locked-down feel without disrupting a session. The Bolt-Ons also feature an ergonomic, high-cushion foot strap for a comfortable hold and an overlapping Velcro closure system that prevents loosening while riding. The mounting plates feature five adjustment positions for fine-tuned stance options.

UNITS	SIZING	HARDWARE
US	4 - 11	UNIVERSAL M6 MOUNTING HARDWARE
EURO	37 - 44	UNIVERSAL M6 MOUNTING HARDWARE
U.K.	3.5 - 10.5	UNIVERSAL M6 MOUNTING HARDWARE
CM	22.5 - 27.9	UNIVERSAL M6 MOUNTING HARDWARE

NEW DESIGN

DUALY

SKU# 18381005

PRECISION FIT HIGH-PERFORMANCE

SIZES:
4 - 12 US / 22.5 - 27.9 CM



One ride on the Dually's and you'll never want to go back to regular footpads again. Designed to fit any foot on any board, the Dually's are the result of more than 15 years of Slingshot innovation. We once again revamped the Duallys for 2018. They feature a new softer foam on top of your foot with a smoother and more plush neoprene resulting in a more ergonomic and comfortable ride. The result is a strap that will lock down tight, hold firmly in place and leave you walking away pain-free after a long day on the water. For precision fit, the Dually features a four-point adjustment system that allows for independent tightening at the front and rear of the pad. They also feature a rotating base plate that allows riders to customize their stance to their desired angle.

UNITS	SIZING	HARDWARE
US	4 - 12	UNIVERSAL M6 MOUNTING HARDWARE
EURO	37 - 47	UNIVERSAL M6 MOUNTING HARDWARE
U.K.	3.5 - 10.5	UNIVERSAL M6 MOUNTING HARDWARE
CM	22.5 - 28.6	UNIVERSAL M6 MOUNTING HARDWARE

KITE FOIL
ACADEMY

FULL LEARNING COURSE



FOIL RANGE

"They said one pump was a mistake. They said you couldn't get barreled on a kite. They said a kite with a bridle would never win the world championship. They said racing would be the next big thing. They said foiling was just another quick trend. Whoever **they** are, **they** don't know shit."

- Tony Logosz

Co-Founder & Chief Designer



HOVER GLIDE NF² SKU# 17710001

USER-FRIENDLY FREERIDE & FOILING FLIGHT SCHOOL

SIZES: 35 ½"

HIGHLIGHTS:

- + USER-FRIENDLY FOIL YOU CAN LEARN ON BUT WON'T OUTGROW
- + AGILE & PLAYFUL FOIL THAT PLANES EARLY & HAS A MEDIUM TOP-END SPEED
- + DURABLE ALUMINUM, COMPOSITE CONSTRUCTION
- + SEGMENTED DESIGN FOR EASY SET-UP & BREAKDOWN
- + FOIL IN SHALLOWER WATER W/ FOUR DIFFERENT MAST LENGTHS TO CHOOSE FROM
- + AFFORDABLE REPLACEMENT PARTS IF NEEDED
- + NOW AVAILABLE IN THREE FUN & SAFE COLORS

Durable, Affordable Freeride Foil: The Hover Glide is an all-around freeride foil with a versatile performance profile and aluminum and composite construction, making this the most well-rounded and robust foil on the market. The Hover Glide is also the exclusive foil for Slingshots progressive multi-mast Foiling Flight School program. Masts of varying lengths can be purchased individually or as a package and paired with the Hover Glide for user-friendly foil progression. With the Hover Glide, you gain access to the highly-effective Foiling Flight School program.



HEIGHT OF MAST & FUSELAGE	FUSELAGE OVERALL LENGTH	COMBINED TOTAL WEIGHT (WITHOUT TRAVEL BAG)
35 ½" / 93 CM	29 ½" / 75 CM	11.46 LBS / 5.2 KG

GHOST WHISPER SKU# 18236005 - GW(er) 111 FKITE CARBON SKU# 18236004 - GW 101 FKITE CARBON SKU# 18236006 - GW 91 FKITE CARBON

HIGH END FREERIDE/FREESTYLE

SIZES: 91 // 101 // 111

HIGHLIGHTS:

- + SLEEK CARBON FOIL FOR HIGH-END FREERIDE PERFORMANCE
- + FAST, AGILE AND RESPONSIVE- GREAT FOR AGGRESSIVE RIDERS
- + CHANGE COMPONENTS, CHANGE PERFORMANCE WITH MODULAR SYSTEM
- + SEGMENTED DESIGN FOR EASY SET-UP & BREAKDOWN
- + SUPER STIFF, LIGHT WEIGHT HIGH-MODULUS CARBON CONSTRUCTION
- + EARLY TAKEOFF, STABLE AT SLOWER SPEEDS

The Ghost Whisper is the newest edition to Slingshot's rapidly expanding foil lineup. This sleek carbon foil is fine-tuned for all-conditions riding and aggressive freeride performance. As a testament to the commitment Slingshot has to developing the most comprehensive foil lineup in kiteboarding, the Ghost Whisper features a modular design and sturdy aluminum fuselage that allows riders to change wingsets to achieve dramatically different performance characteristics. Buying into the Ghost Whisper foil is an investment in an evolving program, not just a single product.

The Ghost Whisper features high-modulus carbon mast and wings. The mast and mounting pedestal are one single piece, which eliminates a connection point and reduces potential vibration between separate components. The fuselage is made from sturdy aluminum, which allows for a strong, precision fit with the multiple wingsets in the Ghost Whisper's modular system. The mast and fuselage attach with the industry gold standard keylock connection.

HEIGHT OF MAST & FUSELAGE	FUSELAGE OVERALL LENGTH	COMBINED TOTAL WEIGHT (WITHOUT TRAVEL BAG)
91	27 ½" / 70 CM	6.0 LBS / 2.7 KG
101	27 ½" / 70 CM	6.4 LBS / 2.9 KG
111	27 ½" / 70 CM	7.0 LBS / 3.2 KG



FLIGHT SCHOOL MASTS

SKU# 18236112 - 15"
SKU# 18236111 - 24"
SKU# 18236110 - 30"

USER-FRIENDLY FOILING PROGRESSION

SIZES: 15" // 24" // 30"

HIGHLIGHTS:

- + INDUSTRY'S ONLY LEARN-TO-FOIL MAST PACKAGE
- + START SHORT, INCREASE IN LENGTH AS YOUR SKILLS IMPROVE
- + LEARN FASTER AND SAFER THAN WITH A FULL-SIZE MAST
- + GREAT FOR SHALLOW-WATER LOCATIONS
- + LESS FRUSTRATION, MORE FUN

Foiling Flight School is an exclusive three-mast system that is compatible with Slingshot's Hoverglide foil. Designed to take the pain, frustration and intimidation out of the learning process, Foiling Flight School allows newcomers to learn the basics with a shorter, more manageable mast and graduate in length as their skills progress.

This is by far the best learn-to-foil system in kiteboarding. The concept is simple: You wouldn't learn your very first kite skills on a full-sized kite, and now you don't have to learn to foil on a full-sized mast.

HEIGHT OF MAST & FUSELAGE

15" / 38.1 CM

24" / 61 CM

30" / 76.2 CM



TAXI 15"
STAGE




TOUCH & GO 24"
STAGE



SOLO 30"
STAGE

FOIL FLIGHT SCHOOL STAGES



STEP 1 – TAXI STAGE

15 inch (38cm) mast: Getting a feel for how your foil behaves is much easier, and safer, with a shorter and more manageable mast. Step 1 of Foiling Flight School is called the Taxi Stage, as in an airplane taxiing around a runway. Starting with the 15-inch mast will help you master the basic foiling skills, like how to properly carry your foil, how to swim and body drag with it, how to get it in position to water start and how to get it under your feet and moving through the water. With a shorter mast, you'll learn these basic steps much easier and safer than if you were struggling with a full-size foil. Once you're able to taxi back and forth on your board and can ride short distances out of the water using the foil, you'll be ready for Step 2.

STEP 2 – TOUCH & GO STAGE

24 inch (61cm) mast: The 24-inch mast is an invaluable tool in accomplishing your first controlled foil rides. As you rise and fall off of the water, you will begin to foil longer in between. You will appreciate the easier handling a shorter mast provides and will be amazed at how quickly you get the hang of the differences in balance and kite control that foiling demands. You'll soon fall in love with the feeling of gliding smoothly and silently over the water. Once you're getting extended and controlled rides without touching down, you'll be ready for Step 3 and the 30-inch mast.

STEP 3 – SOLO STAGE

30 inch (76cm) mast: After working your way up to the 30-inch mast, you'll truly appreciate the Foiling Flight School program and the easy progression it provided. You'll know how to get the foil into position, get up properly, balance your center of gravity and will be accomplishing longer and longer rides. You'll begin to gain the understanding of carving upwind, cruising downwind and controlling speed and power needed to be a proficient foiler. At this point you'll be hooked on foiling, and best of all you will have skipped much of the frustrating and often painful process many endure in learning everything on a full-sized setup. **ADDED VALUE:** The 24 and 30-inch masts are also good long-term options for kites who frequent shallow water and want a little extra room between their foil and the ground.

ALIEN AIR

SKU# 17236013

USER-FRIENDLY FREERIDE FOILING

SIZES: 4'8"

HIGHLIGHTS:

- + USER-FRIENDLY SMOOTH TAKEOFFS, TOUCHDOWNS & HANDLING
- + A BOARD FOR ALL CONDITIONS, CONFIDENCE-INSPIRING
- + BEST BOARD FOR LEARNING & ALL LEVELS OF FOIL RIDING
- + ADJUSTABLE PEDESTAL MOUNT
- + AGGRESSIVE NOSE ROCKER: REDUCES PEARLING & NOSE-DIVING
- + CONCAVED DECK FOR AGILE HANDLING W/ SUBTLE MOVEMENTS
- + CUSTOMIZABLE FOOT STRAP OPTIONS
- + DURABLE, QUALITY CONSTRUCTION
- + DESIGN BY LEGENDARY SHAPER TONY LOGOSZ

The Alien Air returns to Slingshots lineup as a proven board for all-around performance and user-friendly foiling progression. Featuring robust bamboo laminate construction, a concave deck, scooped nose, wide body and movable track mounting system, the Alien Air is a board that will get you up, foiling and having a blast.

LENGTH	WIDTH	THICKNESS	VOLUME	BOARD WT.	TRACK MOUNT DIMENSIONS
4'8" (142.2 CM)	21 1/2" (54.6 CM)	2 3/4" (7 CM)	39.4 L	8.5 LBS (3.85 KG)	90 MM X 254 MM (9 CM X 25.4 CM)



DWARF CRAFT 3'6"

SKU# 17236010

COMPACT FREERIDE FOILING

SIZES: 3'6"

HIGHLIGHTS:

- + ADVANCED SKATE-STYLE SHAPE FOR PLAYFUL PERFORMANCE
- + USER-FRIENDLY, SMOOTH TAKEOFFS, TOUCHDOWNS & HANDLING
- + NEXT-LEVEL FOILING PERFORMANCE
- + ADJUSTABLE PEDESTAL MOUNT
- + CUSTOMIZABLE FOOT STRAP OPTIONS
- + CONCAVED DECK FOR AGILE HANDLING W/ SUBTLE MOVEMENTS
- + FULL-LENGTH DECK PAD FOR GRIP & CUSHION
- + COMPACT FOR EASY TRAVEL & TRANSPORT
- + LIGHT WEIGHT, LOW PROFILE, DURABLE CONSTRUCTION
- + DESIGN BY LEGENDARY SHAPER TONY LOGOSZ

Slingshot's 3'6" Dwarf Craft is designed specifically for riders who want a compact and playful foil board that resembles a wakeskate underfoot. Constructed from a rugged EPS core, with inlaid stringers and a fiberglass wrap, the Dwarf Craft is light and low profile, making this a great option for experienced riders looking for a high-performance but minimalist setup.

LENGTH	WIDTH	THICKNESS	VOLUME	BOARD WT.	TRACK MOUNT DIMENSIONS
3'6" (106.7 CM)	18" (45.7 CM)	2 1/8" (5.3 CM)	19.3 L	6.8 LBS (3.08 KG)	90 MM X 254 MM (9 CM X 25.4 CM)



DWARF CRAFT 4'6"

SKU# 17236011

ALL-AROUND FREERIDE FOILING

SIZES: 4'6"

HIGHLIGHTS:

- + USER-FRIENDLY, SMOOTH TAKEOFFS, TOUCHDOWNS & HANDLING
- + CONFIDENCE-INSPIRING IN ALL CONDITIONS
- + ADJUSTABLE PEDESTAL MOUNT
- + ALL-AROUND PERFORMANCE: PROGRESS W/ BUT NEVER OUTGROW
- + CUSTOMIZABLE FOOT STRAP OPTIONS
- + CONCAVED DECK FOR AGILE HANDLING W/ SUBTLE MOVEMENTS
- + FULL-LENGTH DECK PAD FOR GRIP & CUSHION
- + LIGHT WEIGHT, LOW-PROFILE, DURABLE CONSTRUCTION
- + DESIGN BY LEGENDARY SHAPER TONY LOGOSZ

Slingshot's 4'6" Dwarf Craft is a light, agile and user-friendly board designed for all-around freeride foiling. It's constructed from a rugged EPS core, with inlaid stringers and a fiberglass wrap and features moderate front-end rocker, beveled rails, mild concave, half-strap mounts for two or three strap configurations and a sliding track mounting system for a great all-around ride you can dial in to your preferences.

LENGTH	WIDTH	THICKNESS	VOLUME	BOARD WT.	TRACK MOUNT DIMENSIONS
4'6" (137.1 CM)	18" (45.7 CM)	2 1/4" (5.7 CM)	25.2 L	8.2 LBS (3.72 KG)	90 MM X 254 MM (9 CM X 25.4 CM)



HYPERMILER

SKU# 17236012

HIGH-PERFORMANCE CARBON SPEEDSTER

SIZES: 4'8"

HIGHLIGHTS:

- + ADVANCED BOARD BUILT FOR SPEED AND EFFICIENCY
- + SUPER LIGHT ALL-CARBON CONSTRUCTION
- + RACE-CALIBER BOARD FOR RIDERS WHO KNOW WHAT THEY'RE LOOKING FOR
- + GREAT BOARD FOR DISTANCE RIDING
- + TEXTURED DECK PROVIDES EXTRA TRACTION

Labeled the "Hot Rod" of our lineup, the Hypermiler is a sleek, full carbon board designed for high-performance, high-speed foiling. This is a board for advanced riders who want to go fast, carve hard upwind and cover long distances. The Hypermiler's slender outline and aggressively beveled edges allows for maximum lean without the board touching the water. A textured deck replaces the deckpad to save weight and provide extra grip for aggressive riders who need the extra traction.

LENGTH	WIDTH	THICKNESS	VOLUME	BOARD WT.	TRACK MOUNT DIMENSIONS
4'8" (142.24 CM)	18" (45.7 CM)	2" (5.1 CM)	24.5 L	7.75 LBS (3.5 KG)	90 MM X 254 MM (9 CM X 25.4 CM)



SIMULATOR

SKU# 17236015

EXTRA CUSHION, EXTRA SAFE

SIZES: 5'6"

HIGHLIGHTS:

- + SOFT EVA FOAM COVERS ENTIRE DECK AND RAILS
- + DESIGNED FOR USER-FRIENDLY FOIL PROGRESSION
- + LONGER LENGTH HELPS GET YOU UP AND GOING
- + THE IDEAL BOARD FOR LEARNING OR TEACHING
- + SOFT TOP HELPS PROTECT YOU FROM CRASHES

Covered in a thick EVA layer, the Simulator is a user-friendly board designed specifically for safer entry-level foil progression. As you try foiling for the first time, and experience your first crashes, you'll quickly appreciate the forgiving feel and cushy padding that covers the top and rails of the board. You'll also appreciate the extra length and buoyancy of the Simulator; it will help you get up and going and makes the first stage of bouncing up and down on the water much more forgiving.

Once you've progressed beyond the first learning stages, the Simulator remains a fun freeride board you can use to practice transitions, toeside riding, jumping and more aggressive carving. The padded top and extra volume will come in handy through every stage of your progression. It'll also come in handy when you're asked to teach friends and family.

LENGTH	WIDTH	THICKNESS	VOLUME	BOARD WT.	TRACK MOUNT DIMENSIONS
5' 6" (167.6 CM)	20" (50.8 CM)	2 1/4" (5.4 CM)	36 L	10 LBS (4.54 KG)	90 MM X 254 MM (9 CM X 25.4 CM)



CONVERTER

SKU# 17236014

DUAL-SPORT CROSSOVER

SIZES: 5'4"

HIGHLIGHTS:

- + SURF AND FOIL WITH THE SAME BOARD
- + THE PERFECT CHOICE FOR TRAVELING
- + BRINGS FAMILIAR SURFBOARD FEEL TO FOILING
- + VERSATILITY WITHOUT COMPROMISING PERFORMANCE
- + BASED ON ALL-AROUND ANGRY SWALLOW SURFBOARD SHAPE



Built around our popular Angry Swallow surfboard, the Converter is a one-board-for-all platform that features an inlaid track mount for foiling and a click-in three-fin FCSII setup for surfing. This allows riders to choose or switch easily between foiling and surfing with the same board. For surfing, the Converter is a proven shape that riders love for its all-around versatility. For foiling, riders appreciate the familiar feel they get from a surfboard shape instead of a dedicated foil board.

Whether you're a traveler who doesn't have room for two boards or you want to save a little money by buying one board instead of two, the Converter strikes the perfect balance between convenience and versatility, without compromising performance.

LENGTH	WIDTH	THICKNESS	VOLUME	BOARD WT.	TRACK MOUNT DIMENSIONS
5'4" (162.65 CM)	18 1/8" (46.5 CM)	2 1/8" (6 CM)	26 L	8.5 LBS (3.85 KG)	90 MM X 254 MM (9 CM X 25.4 CM)





2018 WAKE COLLEC TION

BOAT SERIES



PILL
138/142CM

PARK SERIES



SHREDTOWN
135/139/143/147CM
NEW



COALITION
137/141/145/149CM
NEW



TERRAIN
136/140/144/148/152CM



WINDSOR
137/141/145CM



VALLEY
136CM/140CM
NEW



GUNN TERRAIN
140/144/148/152CM
NEW

CROSSOVER SERIES



SOLO
138/142/146CM
NEW



CONTRAST
134/138CM
NEW



SUPER GROM
125/130CM



WHIP
139/143CM




NOMAD
150/155/160CM

HOVER GLIDE FOIL PACKAGE



HOVER GLIDE FWAKE
4'10"
NEW



WAKESURFERS



COBRA CAT
4'8" / 5'0"



COBRA CAT XR
4'8"



GNARWHAL
4'6" / 4'10"



GNARWHAL XR
4'6"



BUTTER BAR
52" / 56"



BUTTER BAR XR
52"

BOOTS



SHREDTOWN
US M'S 6-13



KTV
US M'S 6-13



RAD
US M'S 4-13



JEWEL
US W'S 6-10



OPTION
US M'S S/M, M/L, L/XL



BOOTS

"Our goal with boots was to develop a piece of footwear that meshes so well with your foot that it can be completely forgotten about during your ride. With our recent addition of Gummy straps combined with the bottomless base and removable liners, our goal is a reality."

- Jeff McKee

Wake Brand Manager

BOOT FEATURES 2018



GUMMY STRAPS WITH INTERCHANGEABLE STRAP COLORS

A simple and effective solution to a problem that has afflicted wakeboarding boots since the very beginning. Slingshot's "Gummy Straps" are a revolutionary new closure system that utilizes super strong, high-tension Thermoplastic Poly Urethane (TPU) to cinch your boots tight. No more loosening over time, no more Velcro, no more cumbersome closure systems: Gummy Straps stretch when you fasten them, then squeeze your boots tight as you ride. Gummy Straps are easily interchangeable and each boot comes with two sets of colors so you can customize your style.



DIRECT CONNECT SOLES

Baseplates are a thing of the past. Slingshot's direct-connect soles reduce the footprint of the boot and allows the board to flex more efficiently underfoot. With a direct connection to the deck, the reaction time of the board is immediate when you engage on your toes or heels to set an edge. This increases rider feel and control and improves the overall connection to your board.



K9 MOUNTING SYSTEM

Continued for 2018, Slingshot's K9 mounting system provides a solid connection to your board, eliminates heel/ toe lift and provides fully customizable mounting options so you can set your stance exactly the way you want it. A mounting rode is bolted onto the sole of the boot and connects by a rugged clamp, making this the most robust mounting system we've ever had.

SHREDTOWN SKU# 18442

PARK + STREET KING

SIZES: 6 - 13 US / 24.5 - 29 CM

HIGHLIGHTS:

- + GUMMY STRAPS SQUEEZE TIGHT, WON'T LOOSEN AS YOU RIDE
- + ELIMINATES THE FRUSTRATION OF VELCRO
- + RUGGED REMOVABLE LINER FOR WALKING AROUND
- + STIFF FIT FOR SUPERIOR SUPPORT
- + FOUR-ZONE CLOSURE FOR SUPERIOR SECURITY



+ CUSTOMIZE YOUR SHREDTOWNS WITH EXTRA BLACK GUMMY STRAPS

Packed full of features, the Shredtown is a top-of-the-line boot designed for hard-charging riders who want a boot they can use with confidence in all aspects of the sport. A removable, cinch-tight liner slips in and out easily and features a fashionable print and a hard-sole bottom for walking around parks, parking lots, weeds, rocks and night clubs. The liner has been tweaked for 2018 for easier entry and exit with the boot and is loaded with super soft padding that gives an ergonomic fit and extra cushion for those hard landings. The outer closure system features three Gummy Straps- one upper and two lower- for an ultra-secure and tight, yet flexible feel. The boot includes two sets of colored gummy straps that allows for added customization.

UNITS	SIZING	HARDWARE
US	6 - 13	K9 MOUNTING HARDWARE W/ STANDARD M6
EURO	38 - 47	K9 MOUNTING HARDWARE W/ STANDARD M6
U.K.	5.5 - 12.5	K9 MOUNTING HARDWARE W/ STANDARD M6
CM	24.5 - 29	K9 MOUNTING HARDWARE W/ STANDARD M6



KTV

SKU# 18443

#1 CROSSOVER

SIZES: 6 - 13 US / 24.5 - 29 CM

HIGHLIGHTS:

- + MEDIUM FLEX OFFERS IDEAL BALANCE BETWEEN SUPPORT AND MOBILITY
- + QUICK AND EASY ENTRY-EXIT
- + GUMMY STRAPS SQUEEZE TIGHT, WON'T LOOSEN AS YOU RIDE
- + ELIMINATES THE FRUSTRATION OF VELCRO
- + GET THE RIGHT FIT WITH THREE-ZONE CLOSURE



+ CUSTOMIZE YOUR KTVS WITH EXTRA ORANGE GUMMY STRAPS

The 2018 KTV features an upgraded interior for added ergonomics and cushion and a three-piece Gummy Strap closure system that will have you booted-up and ready to ride in no time. With a medium flex, the KTV is the ideal boot for riders who like a little more give in their setup, whether for causal cruising or tweaking-out grabs.

UNITS	SIZING	HARDWARE
US	6 - 13	K9 MOUNTING HARDWARE W/ STANDARD M6
EURO	38 - 47	K9 MOUNTING HARDWARE W/ STANDARD M6
U.K.	5.5 - 12.5	K9 MOUNTING HARDWARE W/ STANDARD M6
CM	24.5 - 29	K9 MOUNTING HARDWARE W/ STANDARD M6



RAD

SKU# 18445

PROVEN LEGACY BOOT

SIZES: 4 - 13 US / 23 - 29 CM

HIGHLIGHTS:

- + MEDIUM FLEX OFFERS IDEAL BALANCE BETWEEN SUPPORT AND MOBILITY
- + HIGH PERFORMANCE, HIGH CUSHION INTERIOR
- + DUAL CLOSURE STYLES FOR OPTIMAL FIT AND FLEX
- + QUICK AND EASY ENTRY/EXIT
- + HHD DESIGN LOCKS HEEL INTO PLACE



+ CUSTOMIZE YOUR RADs WITH EXTRA BLUE GUMMY STRAPS

The RAD has been a fan favorite on our lineup since day-one. Featuring a two-zone closure system with a cinch-tight interior and one upper strap, the RAD provides the perfect balance between high comfort and high performance. For 2018 we've upgraded the whole look of the boot. Legacy features include our Gummy Strap closure system, improved interior padding and HHD (heel hold down) technology and our lighter K9 mounting hardware. Whether you're cruising the lake with the family, boosting big airs, working laps at the cable park or winching with your buddies, the RAD is boot for all styles of riding and all conditions.

UNITS	SIZING	HARDWARE
US	4 - 13	K9 MOUNTING HARDWARE W/ STANDARD M6
EURO	35.5 - 47	K9 MOUNTING HARDWARE W/ STANDARD M6
U.K.	3.5 - 12.5	K9 MOUNTING HARDWARE W/ STANDARD M6
CM	23 - 29	K9 MOUNTING HARDWARE W/ STANDARD M6



JEWEL

SKU# 18444

HIGH FASHION MEETS HIGH PERFORMANCE

SIZES: 6 - 10 W'S US / 22.5 - 25.9 CM

HIGHLIGHTS:

- + MEDIUM FLEX OFFERS IDEAL BALANCE BETWEEN SUPPORT AND MOBILITY
- + HIGH PERFORMANCE, HIGH CUSHION INTERIOR
- + DUAL CLOSURE STYLES FOR OPTIMAL FIT AND FLEX
- + QUICK AND EASY ENTRY/EXIT
- + HHD DESIGN LOCKS HEEL INTO PLACE



+ CUSTOMIZE YOUR JEWELS WITH EXTRA TEAL GUMMY STRAPS



This female-specific boot is designed with the same two-zone closure system as the RAD boot but is scaled-down for a lower-profile fit. Featuring a two-zone closure system with a cinch-tight interior and one upper strap, the Jewel provides the perfect balance between high comfort and high performance. For female riders looking for a boot designed specifically for their ergonomics and aesthetics, look no farther than the Jewel.

UNITS	SIZING	HARDWARE
US	6 - 10	K9 MOUNTING HARDWARE W/ STANDARD M6
EURO	36 - 42	K9 MOUNTING HARDWARE W/ STANDARD M6
U.K.	3.5 - 7.5	K9 MOUNTING HARDWARE W/ STANDARD M6
CM	22 - 26	K9 MOUNTING HARDWARE W/ STANDARD M6



OPTION

SKU# 18446

ECONOMICAL. ERGONOMICAL. SHREDANOMICAL.

SIZES: S/M, M/L, L/XL US / 23 - 25, 26 - 27, 28+ CM

HIGHLIGHTS:

- + OPEN TOE DESIGN FITS A VARIETY OF SIZES
- + GREAT FOR BEGINNER TO INTERMEDIATE RIDERS
- + QUICK ENTRY AND EXIT
- + LIGHTWEIGHT, USER-FRIENDLY CONCEPT
- + DUAL CLOSURE SYSTEM FOR OPTIMAL FIT



+ CUSTOMIZE YOUR RADs WITH EXTRA TOFFEE GUMMY STRAPS



The Option provides a balance between convenience, versatility and performance. The open-toed design allows riders of multiple sizes to use the same boot, making the Option a great choice for families, camps, rental fleets and casual riders. A 3 strap gummy closure setup features a versatile fit that can be tightened or loosened with ease depending on the user. If you're looking for a performance boot that everyone can enjoy and won't break the bank, this your only Option.

UNITS	S/M	M/L	L/XL	HARDWARE
US	4 - 7	8 - 10	11+	STANDARD M6 MOUNTING HARDWARE
EURO	35.5 - 39	41 - 44	45+	STANDARD M6 MOUNTING HARDWARE
U.K.	3.5 - 6.5	7.5 - 9.5	10.5+	STANDARD M6 MOUNTING HARDWARE
CM	23 - 25	26 - 27	28+	STANDARD M6 MOUNTING HARDWARE



WAKEBOARDS

"When we first started in wake, we were labeled 'weirdos with 'kiteboards' under our arms.' But we didn't give a shit what people thought. We knew we had struck gold with the feeling our boards gave us on the water. These days, the same guys who were calling us OUT are calling us UP trying to get sponsored. Sorry, but the team is full, for now ..."

-Ebb Wieczorek
Wake R&D Manager

FEATURES 2018



BALLISTIC PARK BASE

Our base material was made to meet the increasing demands of park and cable riders. Whether you're on metal, wood, plastic, dirt or grass, our Ballistic Park Base is designed to withstand the abuse of the world's hardest-charging riders.



NEW SLINGSHOT SIGNATURE FLEX TIP TECHNOLOGY

Tapered flex tips allowing for a stiffer belly, bringing the flex farther out towards the tip and tail for a whole new press experience – a Slingshot exclusive.



CARBON BEDROCK INSERTS

Our Carbon Bedrock Inserts are the strongest and lightest mounting system in Slingshot history and utilize the industry-standard M6 hardware. Reinforced by patches of carbon fiber, the new four-pack inserts are ridiculously strong, but remain flexible, which allows for an uninterrupted flex pattern.



SLINGSHOT SIDEWALLS / NEW VIBRANT COLORS

Slingshot's Fusion Sidewalls are unlike any other rail in the industry and now brighter than ever. Utilizing liquid urethane, poured in one single shot, then cured seamlessly into the board's wood core.



PARK SERIES

With new tapered flex tips, new ballistic bases, soft flex patterns, fast rocker lines, chined rails and beefy sidewalls, the Cable Series lineup provides all the right elements to put a grin on the face of every rider in the park.



SHREDTOWN
135 / 139 / 143 / 147CM



COALITION
137 / 141 / 145 / 149CM



TERRAIN
136 / 140 / 144 / 148 / 152CM



VALLEY
136 / 140CM



WINDSOR
137 / 141 / 145CM



GUNN TERRAIN
140 / 144 / 148 / 152CM



CROSSOVER SERIES

Designed for riders who like to have the best of all worlds, the Crossover Series features a blend of board characteristic like the new Ballistic base, new tapered flex tips, medium flex patterns and NACA tech channels for more aggressive edging while maintaining liveliness and energy for the park.



SOLO
138 / 142 / 146CM



CONTRAST
134 / 138CM



SUPER GROM
125 / 130CM



WHIP
139 / 143CM



NOMAD
150 / 155 / 160CM



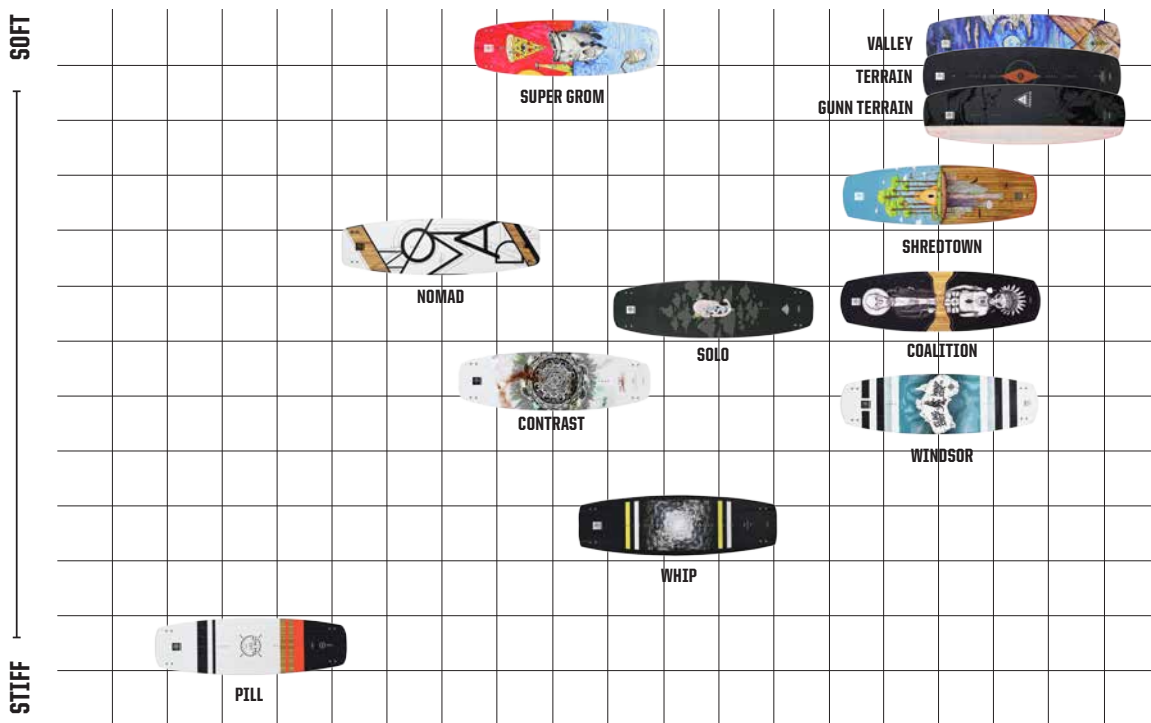
BOAT SERIES

Featuring stiffer layups, lighter / faster bases, aggressive edges, elliptical concaves, center spines and advanced NACA tech channels, this lineup is designed for riders who spend their seasons cutting the butter and boosting across the infinite liquid tabletop.



PILL
138 / 142CM

FLEX FINDER



NEW SIZE

SHREDTOWN

SKU# 18270

THE JIB // STREET KING

SOFT FLEX // CONTINUOUS ROCKER

SIZES: 135 CM // 139 CM // 143 CM // 147CM

HIGHLIGHTS:

- + FAST, EFFICIENT PARK BOARD
- + LOCK INTO PRESSES LIKE NEVER BEFORE WITH NEW FLEX TIP TECHNOLOGY
- + GREAT FOR TWO-TOWER PARKS, FULL PARKS AND WINCHING
- + IDEAL BOARD FOR SLIDING UNIQUE OBSTACLES AND ROUGH SURFACES
- + BOARD OF CHOICE FOR X-GAMES CHAMPIONS, THE SHREDTOWN CREW

The 2018 Shredtown brings back our tapered Flex Tips. When it comes to park and street style riding, the Shredtown Crew and their pro model board are blazing the trail into the future. A continuous rocker makes the Shredtown fast and efficient for short run-ups, while chined rails, Fusion Sidewalls and the Ballistic Base give the board the bomber durability the Shredtown crew demands.

LENGTH	WIDTHS	ROCKER	RIDER WT.	BOARD WT.	BASE
135 CM	42.6 CM / 27.9 CM (T/T)	2.55"	UP TO 140 LBS	7.15 LBS	BALLISTIC PARK BASE
139 CM	43.6 CM / 28.5 CM (T/T)	2.65"	UP TO 168 LBS	7.25 LBS	BALLISTIC PARK BASE
143 CM	44.7 CM / 29.1 CM (T/T)	2.72"	UP TO 196 LBS	7.45 LBS	BALLISTIC PARK BASE
147 CM	45 CM / 29.1 CM (T/T)	2.78"	UP TO 224 LBS	7.5 LBS	BALLISTIC PARK BASE



NEW DESIGN

COALITION

SKU# 18250

CLASSIC PARK SHAPE

MEDIUM - SOFT FLEX // HYBRID ROCKER

SIZES: 137 CM // 141 CM // 145 CM // 149 CM

HIGHLIGHTS:

- + FOR THE RAIL RIDING GURU
- + GREAT FOR KICKERS AND RAILS
- + FLEX REBOUNDS FOR GREAT POP OUT OF PRESSES
- + CHINED RAILS MAKE IT EASY TO SLIDE ROUGHER SURFACES
- + LOOSE, FUN FEEL ON THE WATER

The Coalition is an evolution of the reflex and former park favorite. It is the foundation for several of the other park boards in our line and is the perfect choice for rail riders who like to keep things simple. The Coalition features a classic outline and tip shape that allow for some of the smoothest slides in the park. Chined rails protect your edges while sliding less than perfect surfaces and are a great help in perfecting your MJ slides.

LENGTH	WIDTHS	ROCKER	RIDER WT.	BOARD WT.	BASE
137 CM	43 CM / 28.4 CM (T/T)	2.5"	UP TO 154 LBS	6.85 LBS	BALLISTIC PARK BASE
141 CM	44.2 CM / 29 CM (T/T)	2.7"	UP TO 182 LBS	7.25 LBS	BALLISTIC PARK BASE
145 CM	45.1 CM / 29.5 CM (T/T)	2.75"	UP TO 210 LBS	7.6 LBS	BALLISTIC PARK BASE
149 CM	46 CM / 29.5 CM (T/T)	2.75"	UP TO 238 LBS	7.6 LBS	BALLISTIC PARK BASE



TERRAIN

SKU# 18265



RAIL RIDER // PRESS MASTER
EXTRA SOFT FLEX // CONTINUOUS ROCKER

SIZES: 136 CM // 140 CM // 144 CM // 148 CM // 152 CM

HIGHLIGHTS:

- + SOFT FLEX MAKES PRESSING A PIECE OF CAKE
- + LOOSE SNOW-STYLE FEEL ON THE WATER
- + UPGRADED PARK BASE CAN HANDLE ALL OBSTACLES
- + GREAT FOR LEARNING TO MANIPULATE FLEX ON RAILS

The Terrain is the perfect board for riders looking to improve their rail riding skills in the park. The extra soft flex pattern allows for big presses and helps riders understand the feeling of locking on and holding a press. The Terrain has a wide profile and fast continuous rocker line, allowing riders like two-time Wake Park World Champion Aaron Gunn to cruise effortlessly through the park and focus on mastering each and every obstacle.

LENGTH	WIDTHS	ROCKER	RIDER WT.	BOARD WT.	BASE
136 CM	42.4 CM / 27.4 CM (1/7)	2.5"	UP TO 147 LBS	6.6 LBS	BALLISTIC PARK BASE
140 CM	43.7 CM / 28.2 CM (1/7)	2.7"	UP TO 175 LBS	7.1 LBS	BALLISTIC PARK BASE
144 CM	44.9 CM / 29 CM (1/7)	2.9"	UP TO 203 LBS	7.45 LBS	BALLISTIC PARK BASE
148 CM	45.5 CM / 28.3 CM (1/7)	2.9"	UP TO 231 LBS	7.7 LBS	BALLISTIC PARK BASE
152 CM	45.9 CM / 28 CM (1/7)	2.95"	UP TO 259 LBS	7.8 LBS	BALLISTIC PARK BASE



WINDSOR

SKU# 18260



COMPETITION LEVEL PARK BOARD
STIFF BELLY FLEX > SOFT TIP FLEX // HYBRID ROCKER

SIZES: 137 CM // 141 CM // 145 CM

HIGHLIGHTS:

- + EXCELLENT ALL-AROUND PARK BOARD
- + GREAT POP FOR AIR TRICKS
- + ADDED TRACTION FOR HARD-EDGING RIDERS
- + STIFFER BELLY MAKES KICKER LANDINGS EASIER
- + LOCK INTO PRESSES LIKE NEVER BEFORE WITH FLEX TIP TECHNOLOGY

The Windsor board has a special feel in 2018, maybe its because he can stare down at his beloved home country while riding. For years, James has been asking for a park board that is stiff in the center with a significantly softer tip and tail. The stiff center helps maintain pop off the water, as well as speed through big kicker landings. The soft tips allow the rider to lock into presses with very little resistance from the stiffness of the board. After a few years of perfecting this new design, we have delivered James' dream board. Once you press on a Slingshot Flex Tip board, you'll never feel the same about your old setup.

LENGTH	WIDTHS	ROCKER	RIDER WT.	BOARD WT.	BASE	FINS
137 CM	43 CM / 28.4 CM (1/7)	2.65"	UP TO 154 LBS	7.05 LBS	BALLISTIC PARK BASE	4 - .75" X 6" (1.9 X 15.2 CM) WAKE FIN
141 CM	44.2 CM / 28.8 CM (1/7)	2.75"	UP TO 182 LBS	7.7 LBS	BALLISTIC PARK BASE	4 - .75" X 6" (1.9 X 15.2 CM) WAKE FIN
145 CM	45.5 CM / 29.1 CM (1/7)	2.78"	UP TO 210 LBS	8.1 LBS	BALLISTIC PARK BASE	4 - .75" X 6" (1.9 X 15.2 CM) WAKE FIN



NEW SIZE

VALLEY

SKU# 18267



QUEEN OF THE PARK
EXTRA SOFT FLEX // CONTINUOUS ROCKER

SIZES: 136 CM // 140 CM

HIGHLIGHTS:

- + FEMALE-SPECIFIC SOFT-FLEX PARK BOARD
- + MAKES PRESSING A PIECE OF CAKE
- + LOOSE SNOW-STYLE FEEL ON THE WATER
- + UPGRADED PARK BASE CAN HANDLE ALL OBSTACLES
- + FORGIVING, USER-FRIENDLY FEEL GREAT FOR PROGRESSION

The Valley is our female-specific park board designed for riders looking to take their rail riding skills to the next level. The extra soft flex pattern allows for big presses and helps riders experience the true feeling of locking in and holding a press. The flex also brings new excitement to the simple moves like carves and sprays. The Valley's wide profile and fast continuous rocker line allow the rider to cruise effortlessly through the park and put all their focus on mastering each and every obstacle. The Valley features the gorgeous signature artwork of Ms. Kim Kirch, the most influential artist in women's wakeboarding.

LENGTH	WIDTHS	ROCKER	RIDER WT.	BOARD WT.	BASE
136 CM	42.4 CM	2.5"	UP TO 165 LBS	6.65 LBS	BALLISTIC PARK BASE
140 CM	43.7 CM	2.5"	UP TO 195 LBS	6.65 LBS	BALLISTIC PARK BASE



NEW BREED

GUNN TERRAIN

SKU# 18267



RAIL RIDER / PRESS MASTER
SOFT FLEX // CONTINUOUS ROCKER

SIZES: 140 CM // 144 CM // 148 CM // 152 CM

HIGHLIGHTS:

- + SOFT FLEX MAKES PRESSING A PIECE OF CAKE
- + LOOSE SNOW-STYLE FEEL ON THE WATER
- + BALLISTIC BASE CAN HANDLE ALL OBSTACLES
- + GREAT FOR LEARNING TO MANIPULATE FLEX ON RAILS
- + BOARD OF CHOICE FOR 2X WORLD CHAMPION AARON GUNN

The Gunn Terrain is the perfect board for riders looking to improve their rail riding skills in the park. The extra soft flex pattern allows for big presses and helps riders understand the feeling of locking on and holding a press. The Gunn Terrain has a wide profile and fast continuous rocker line, allowing riders like two-time Wake Park World Champion Aaron Gunn to cruise effortlessly through the park and focus on mastering each and every obstacle.

LENGTH	WIDTHS	ROCKER	RIDER WT.	BOARD WT.	BASE
140 CM	43.7 CM / 28.2 CM (1/1)	2.7"	UP TO 175 LBS	7.1 LBS	BALLISTIC PARK BASE
144 CM	44.9 CM / 29 CM (1/1)	2.9"	UP TO 203 LBS	7.45 LBS	BALLISTIC PARK BASE
148 CM	45.5 CM / 28.3 CM (1/1)	2.9"	UP TO 231 LBS	7.7 LBS	BALLISTIC PARK BASE
152 CM	45 CM / 28.6 CM (1/1)	2.8"	UP TO 295 LBS	7.8 LBS	BALLISTIC PARK BASE



WHIP

SKU# 18280



THE BEST OF BOTH WORLDS
MEDIUM FLEX // CONTINUOUS ROCKER

SIZES: 139 CM // 143 CM

HIGHLIGHTS:

- + MOST TRACTION IN THE LINE WHEN RIDING FINLESS
- + FAST BOARD-SPEED EASES LINE TENSION ON THE WATER
- + EXCELS AT BOTH PARK AND BOAT RIDING
- + MEDIUM FLEX GREAT FOR AIR TRICKS AND KICKER LANDINGS
- + BIG POP OFF THE WAKE

One of the most difficult feats in wakeboard design is achieving an ideal balance between traction and speed; one is often sacrificed to achieve the other. The Whip, however, has both, thanks to Slingshot's signature NACA Tech Channels. These precision laser-cut channels increase the board's traction on edge without sacrificing glide speed. With the Whip, you can enjoy the best of both worlds: speed and freedom on rails, with reliable traction when edging. The Whip has a medium flex pattern which gives it a strong pop off the wake and plenty of snap off the water for big ollies.

LENGTH	WIDTHS	ROCKER	RIDER WT.	BOARD WT.	BASE	FINS
139 CM	42.8 CM / 28.3 CM (7/7)	2.2"	UP TO 168 LBS	7.8 LBS	BALLISTIC PARK BASE	4 - 75" X 6" (1.9 X 15.2 CM) WAKE FIN
143 CM	44.1 CM / 29.2 CM (7/7)	2.4"	UP TO 196 LBS	8.2 LBS	BALLISTIC PARK BASE	4 - 75" X 6" (1.9 X 15.2 CM) WAKE FIN



SOLO

SKU# 18245



AN ENTIRELY NEW BREED
STIFF BELLY FLEX > SOFT TIP FLEX // 3-STAGE ROCKER

SIZES: 138 CM // 142 CM // 146 CM

HIGHLIGHTS:

- + LOCK INTO PRESSES LIKE NEVER BEFORE WITH NEW FLEX TIP TECHNOLOGY
- + HIGH-PERFORMANCE DESIGN FOR HIGH-LEVEL RIDERS
- + GREAT TRACTION WHEN RIDING FINLESS
- + EXCELS AT BOTH PARK AND BOAT RIDING
- + NARROW PROFILE GREAT FOR CARVING

The Solo is a completely new crossover board designed by pro rider Dylan Miller and legendary Slingshot shaper Tony Logosz. Never before have we been able to incorporate so many unique performance features into one board. The Solo is the first of a whole new breed from Slingshot. It is a board that appeals to every riding environment. Tapered Flex Tip Technology creates an entirely new sensation for riding rails by allowing the rider to lock into presses without having to fight the rigidity of the board. Subtle channels located between the feet help to increase traction and stiffen the belly, giving the Solo more immediate pop off the wake, while the center V-Spine helps break up water tension for big landings, both behind the boat and in the park. The Solo also has a noticeably narrower outline shape, giving it more of a snow feel.

LENGTH	WIDTHS	ROCKER	RIDER WT.	BOARD WT.	BASE	FINS
138 CM	42.55 CM / 28.4 CM (7/7)	2.4"	UP TO 161 LBS	7 LBS	BALLISTIC PARK BASE	4 - 75" X 6" (1.9 X 15.2 CM) WAKE FIN
142 CM	42.7 CM / 29 CM (7/7)	2.8"	UP TO 189 LBS	7.5 LBS	BALLISTIC PARK BASE	4 - 75" X 6" (1.9 X 15.2 CM) WAKE FIN
146 CM	43 CM / 29.5 CM (7/7)	3"	UP TO 217 LBS	7.9 LBS	BALLISTIC PARK BASE	4 - 75" X 6" (1.9 X 15.2 CM) WAKE FIN



NEW

CONTRAST

SKU# 18255



THE FIRST FLEX BOARD FOR GIRLS
MEDIUM FLEX // CONTINUOUS ROCKER

SIZES: 134 CM // 138 CM

HIGHLIGHTS:

- + FAST, FUN, FREE-FEELING RIDE
- + DESIGNED FOR HARD-CHARGING FEMALE RIDERS
- + THE BEST CARVING BOARD IN OUR LINE
- + MEDIUM FLEX GIVES GREAT POP OFF THE WAKE
- + ALL-AROUND DESIGN EXCELS IN ALL CONDITIONS

The Contrast is a female-specific board with a classic user-friendly shape that provides unmatched maneuverability and speed. It is a board that appeals to every riding environment. Tapered Flex Tip Technology creates an entirely new sensation for riding rails by allowing the rider to lock into presses without having to fight the rigidity of the board. Subtle channels located between the feet help to increase traction and stiffen the belly, giving the Contrast more immediate pop off the wake, while the center V-Spine helps break up water tension for big landings, both behind the boat and in the park. The Contrast also has a noticeably narrower outline shape, giving it more of a snow feel.

LENGTH	WIDTHS	ROCKER	RIDER WT.	BOARD WT.	BASE	FINS
134 CM	42 CM / 25.9 CM (7/7)	2.4"	UP TO 133 LBS	6.6 LBS	BALLISTIC PARK BASE	4 - 75" X 6" (1.9 X 15.2 CM) WAKE FIN
138 CM	42.55 CM / 28.4 CM (7/7)	2.4"	UP TO 161 LBS	6.8 LBS	BALLISTIC PARK BASE	4 - 75" X 6" (1.9 X 15.2 CM) WAKE FIN



SUPER GROM

SKU# 18287



ORIGINAL FLEX BOARD FOR GROMS
EXTRA SOFT FLEX // 3-STAGE ROCKER

SIZES: 125 CM // 130 CM

HIGHLIGHTS:

- + THE OBVIOUS CHOICE FOR YOUNG SHREDDERS
- + SOFT FLEX ALLOWS LIGHTWEIGHT RIDERS TO FEEL THE BOARD'S ENERGY
- + LOOSE FEEL WHEN FINLESS TEACHES PROPER EDGING TECHNIQUE
- + BOLT-ON FINS OFFER PLENTY OF TRACTION FOR RIDING BOAT
- + EXTREMELY DURABLE EDGES FOR "ACCIDENTS"

The Super Grom is a youth-specific board designed for the up-and-coming generation of young rippers who will one day be the stars of our sport. As the original flex board for kids, the Super Grom is the perfect shape to get youngsters to experience the magical feeling of flexing on a rail or popping big off a wake like their favorite pros. For new riders, the Super Grom is a user-friendly and forgiving board that will provide progression they need for success, while its lively wood core and rugged Ballistic Base make it a board that will take advanced young riders to the next level.

LENGTH	WIDTHS	ROCKER	RIDER WT.	BOARD WT.	BASE	FINS
125 CM	35.1 CM / 23.2 CM (7/7)	1.8"	UP TO 70 LBS	5.9 LBS	BALLISTIC PARK BASE	4 - 75" X 6" (1.9 X 15.2 CM) WAKE FIN
130 CM	38.1 CM / 25.2 CM (7/7)	2.0"	UP TO 105 LBS	6.05 LBS	BALLISTIC PARK BASE	4 - 75" X 6" (1.9 X 15.2 CM) WAKE FIN



NEW BASE

NOMAD

SKU# 18266



INDUSTRY LEADING LONG-BOARD
MEDIUM FLEX // CONTINUOUS ROCKER

SIZES: 150 CM // 155 CM // 160 CM

HIGHLIGHTS:

- + PROVEN FUN FOR EXPERIENCED RIDERS
- + GREAT FOR ALL RIDERS
- + INCREASED SURFACE AREA AND STABILITY
- + RIDE AT SLOWER SPEEDS FOR A MORE USER-FRIENDLY EXPERIENCE
- + GREAT FOR BOATS WITH SMALLER WAKES
- + FAST BOARD SPEED EASES ARM TENSION

The Nomad has inspired the birth of a whole new category of wakeboarding in the past two years. The concept is simple: The more surface area a board has, the more user-friendly it is. Whether it's the slower boat speeds, increased stability or drifts wake to wake airs that tickle your fancy, long-board wakeboarding has inspired an appreciation for the more casual and mellow side of wakeboarding. The Nomad was made for kicking back and enjoying the ride, and making it back to the office on Monday without a detour to see the doc. If you're looking for a single board that everyone- from first-timers to pro riders- will enjoy, the Nomad is a no-brainer.

LENGTH	WIDTHS	ROCKER	RIDER WT.	BOARD WT.	BASE	FINS
150 CM	44.5 CM / 27.7 CM (1/1)	2.7"	UP TO 245 LBS	7.5 LBS	DURA BASE	4 - 7.5" X 6" (1.9 X 15.2 CM) WAKE FIN
155 CM	45.7 CM / 28.4 CM (1/1)	2.8"	UP TO 280 LBS	8 LBS	DURA BASE	4 - 7.5" X 6" (1.9 X 15.2 CM) WAKE FIN
160 CM	44.5 CM / 27.6 CM (1/1)	2.9"	BOSS	8.2 LBS	DURA BASE	4 - 7.5" X 6" (1.9 X 15.2 CM) WAKE FIN



PILL

SKU# 18286



COMPETITION-LEVEL BOAT BOARD
FIRM FLEX // 3-STAGE ROCKER

SIZES: 138 CM // 142 CM

HIGHLIGHTS:

- + MADE FOR RIDERS WHO LIKE TO GO BIG
- + HIGH-PERFORMANCE BOARD FOR HIGH-LEVEL RIDERS
- + RIGID FLEX GREAT FOR RIDERS COMING FROM TRADITIONAL CONSTRUCTION BOARDS
- + LOTS OF TRACTION FOR AGGRESSIVE RIDING STYLES
- + COMPETITION-LEVEL DESIGN

The Pill is a high-flying boat board built to be ridden with energy and speed. Perfect for advanced boat riders, the Pill features dual Naca tech channels and a firm flex pattern for big traction and instant pop off the wake. A three-stage rocker helps give the board more lift off the wake, and a center V-Spine profile helps to break up surface tension on the Pill's massive landings.

LENGTH	WIDTHS	ROCKER	RIDER WT.	BOARD WT.	BASE	FINS
138 CM	41.9 CM / 28.2 CM (1/1)	2.7"	UP TO 161 LBS	7.6 LBS	DURA BASE	4 - 7.5" X 6" (1.9 X 15.2 CM) WAKE FIN
142 CM	43.2 CM / 28.8 CM (1/1)	2.9"	UP TO 189 LBS	7.95 LBS	DURA BASE	4 - 7.5" X 6" (1.9 X 15.2 CM) WAKE FIN



NEW

HOVER GLIDE FOIL WAKE PACKAGE

SKU# 18236022 (FULL PACKAGE)
SKU# 18236021 (BOARD ONLY)
SKU# 18236020 (FOIL ONLY)

ALL-AROUND FREERIDE FOILING

SIZES: 4'10"

HIGHLIGHTS:

- + HYDROFOIL PACKAGE DESIGNED SPECIFICALLY FOR BEHIND-THE-BOAT RIDING
- + CAN USE WITH ANY BOAT (OR JET SKI)
- + RIDE IN ANY CONDITIONS, FLOAT SMOOTHLY ABOVE ROUGH WATER
- + BRINGS A NEW CHALLENGE AND COMPLETELY NEW SENSATION TO WAKEBOARDING
- + DURABLE CONSTRUCTION, BREAKS DOWN QUICKLY FOR EASY STORAGE



24" MAST W/ FOIL



Developed out of a lifelong curiosity of what it feels like to fly, the Hover Glide Wake package has re-invigorated the boating experience completely. Fly behind virtually ANY towboat, and have the ride of your life regardless of conditions, wake size, etc. It's like flying an airplane with your feet. Riding the Foil takes you back to the good old days of learning a new discipline behind the boat and the grin from ear to ear that follows is inevitable. We recommend you start slow, with the short mast and a long rope to ease into the flying experience.

This year we added FCSII fin boxes to the base so riders can remove the foil and wakesurf the deck as well.

LENGTH	WIDTH	THICKNESS	VOLUME	BOARD WT.	TRACK MOUNT DIMENSIONS
4' 10" (147.32 CM)	20" (50.8 CM)	1 1/4" (3.5 CM)	18.9 L	7.75 LBS (3.52 KG)	90 MM X 254 MM (9 CM X 25.4 CM)

HOVER GLIDE MASTS

The Hover glide package comes with 15-inch and 24-inch aluminum masts, which can be interchanged quickly and easily. The incremental lengths are designed for ease of progression. The concept is simple: start with the shorter, more manageable mast until you get the hang of it, then graduate to the longer, more versatile mast when you're ready.



15-INCH (38 CM) MAST

Learn with more progression, less pain and less frustration with the Hover Glide's 15-inch mast. With a short mast you'll get used to the foil under your feet, you'll get a feeling for the change in balance and weight distribution and you'll learn what to do and what not to do, all with less risk than with a longer mast.



24-INCH (61 CM) MAST

Once you're comfortable getting the board into position, getting up proficiently and are gaining controlled rides on the foil, you'll be ready for the 24-inch mast. Switching to the longer mast will give you more mobility and more range of motion behind the boat. You'll quickly gain a feeling for the fine-tuned control foiling requires, and as you progress you'll be amazed at how much control you have and how agile your foil actually is.

WAKE FOIL ACADEMY



FULL LEARNING COURSE





WAKESURFERS

"There's no experience quite like getting thrown the rope and feeling the surge of water beneath your feet. It's like riding the longest wave of your life while chasing all of your friends in a boat. Now that's our kind of Party wave!"

- Jeff McKee

Wake Brand Manager

COBRA CAT

SKU# 18237

CLASSIC SURF OUTLINE

SIZES: 4'8" // 5'0"

HIGHLIGHTS:

- + THE BEST CARVING SHAPE
- + FAST ROCKER LINE MAKES IT EASY TO STAY WITH THE WAVE
- + CUSTOMIZABLE FEEL WITH MULTIPLE FIN ARRANGEMENTS
- + INCREASED NOSE ROCKER
- + CLICK IN/OUT KEYLESS / TOOL-LESS FCSII FIN SYSTEM



The Cobra Cat is our traditional surf style outline for those "Slater" types. Those die-hards who "only surf in the ocean but the wind was out of the north today and things got blown out so I guess I'll give it a try." It's OK to front because they're cool and come from the coast, but after a rip on this stick, they'll be blowing up your phone wondering when you're taking the boat out next. This board rips like a true ocean surfer, but with rocker lines more suited for the boat. FCS II fins make it a breeze to customize your configuration and keep the vinyl clean when it comes time to bring it in for the day.

LENGTH	WIDTH	THICKNESS	VOL.	RIDER WT.	BOARD WT.	FINS
4'8"	21"	1 7/8"	18.8 L	125 - 275 LBS	5.7 LBS	3 X 3.9" (9.9 CM) FCSII TRI-FIN SET-UP
5'0"	21"	1 7/8"	20.2 L	150 - 300 LBS	6.5 LBS	3 X 3.9" (9.9 CM) FCSII TRI-FIN SET-UP



COBRA CAT XR

SKU# 18235480

CARBON-LACED CLASSIC SURF OUTLINE

SIZES: 4'8"

HIGHLIGHTS:

- + CARBON MATRIX OVERLAY ADDS STRENGTH AND STYLE
- + THE BEST CARVING SHAPE
- + FAST ROCKER LINE MAKES IT EASY TO STAY WITH THE WAVE
- + CUSTOMIZABLE FEEL WITH MULTIPLE FIN ARRANGEMENTS
- + INCREASED NOSE ROCKER
- + CLICK IN/OUT KEYLESS / TOOL-LESS FCSII FIN SYSTEM



The Cobra Cat XR is an upgraded version of the Cobra Cat that features a high-tech carbon matrix overlay and stringer that yields added stiffness and strength and gives the board an unbelievable visual appeal. This is gorgeous board puts others to shame, plain and simple.

The Cobra Cat XR is our traditional surf style outline for those "Slater" types. Those die-hards who "only surf in the ocean but the wind was out of the north today and things got blown out so I guess I'll give it a try." It's OK to front because they're cool and come from the coast, but after a rip on this stick, they'll be blowing up your phone wondering when you're taking the boat out next. This board rips like a true ocean surfer, but with rocker lines more suited for the boat. FCS II fins make it a breeze to customize your configuration and keep the vinyl clean when it comes time to bring it in for the day.

LENGTH	WIDTH	THICKNESS	VOL.	RIDER WT.	BOARD WT.	FINS
4'8"	21"	1 7/8"	18.8 L	125 - 275 LBS	5.5 LBS	3 X 3.9" (9.9 CM) FCSII TRI-FIN SET-UP



GNARWHAL

SKU# 18236

PROGRESSIVE SNUBBED-NOSE PROFILE

SIZES: 4'6" // 4'10"

HIGHLIGHTS:

- + GREAT FOR AIRS AND MORE ADVANCED TRICKS
- + LARGE SURFACE AREA IDEAL FOR LARGER/HEAVIER SURFERS
- + INCREASED NOSE ROCKER
- + FAST ROCKER LINES MAKES IT EASY TO CATCH THE WAVE
- + CLICK IN/OUT KEYLESS / TOOL-LESS FCSII FIN SYSTEM



The Gnarwhal is a progressive surf shape with a short nose and fat tail. It packs a lot of surface area into a little package to fit comfortably into the pocket of the wave and cruise with ease. The fat tail is designed so you can worry less about staying with the wave and more about exploring the pop off the top of the lip. It's the first board we caught air on and we're confident the same will be the case for you. It's quad fin setup is fun to play with to achieve more drive with the fins in the back, or more of a skate-like, easy to break free feel with just the forward fins installed. The Gnarwhal is equipped with FCSII fin boxes to make fin swaps a breeze without the endless hunt for a key, and are also compatible with all other FCS fin models.

LENGTH	WIDTH	THICKNESS	VOL.	RIDER WT.	BOARD WT.	FINS
4'6"	21"	1 1/4"	19.1 L	100 - 250 LBS	5.9 LBS	4 X 3.9" (9.9 CM) FCSII QUAD-FIN SET-UP
4'10"	21"	1 1/4"	20.4 L	145 - 295 LBS	6.75 LBS	4 X 3.9" (9.9 CM) FCSII QUAD-FIN SET-UP



GNARWHAL XR

SKU# 18235460

CARBON-LACED PROGRESSIVE SNUBBED-NOSE PROFILE

SIZES: 4'6"

HIGHLIGHTS:

- + CARBON MATRIX OVERLAY ADDS STRENGTH AND STYLE
- + GREAT FOR AIRS AND MORE ADVANCED TRICKS
- + LARGE SURFACE AREA IDEAL FOR LARGER/HEAVIER SURFERS
- + INCREASED NOSE ROCKER
- + CLICK IN/OUT KEYLESS / TOOL-LESS FCSII FIN SYSTEM



The Gnarwhal XR is an upgraded version of the Gnarwhal that features a high-tech carbon matrix overlay and stringer that yields added stiffness and strength and gives the board an unbelievable visual appeal. This is gorgeous board puts others to shame, plain and simple.

The Gnarwhal XR is a progressive surf shape with a short nose and fat tail. It packs a lot of surface area into a little package to fit comfortably into the pocket of the wave and cruise with ease. The fat tail is designed so you can worry less about staying with the wave and more about exploring the pop off the top of the lip. It's the first board we caught air on and we're confident the same will be the case for you. It's quad fin setup is fun to play with to achieve more drive with the fins in the back, or more of a skate-like, easy to break free feel with just the forward fins installed. The Gnarwhal is equipped with FCSII fin boxes to make fin swaps a breeze without the endless hunt for a key, and are also compatible with all other FCS fin models.

LENGTH	WIDTH	THICKNESS	VOL.	RIDER WT.	BOARD WT.	FINS
4'6"	21"	1 1/4"	19.1 L	100 - 250 LBS	5.8 LBS	4 X 3.9" (9.9 CM) FCSII QUAD-FIN SET-UP



BUTTER BAR

SKU# 18238

SKIM-STYLE BOARD

SIZES: 52" // 56"

HIGHLIGHTS:

- + GREAT FOR FIRST-TIME SURFERS
- + LESS BUOYANCY, EASIER DEEP WATER STARTS
- + SKIM STYLE GREAT FOR LEARNING SPINS AND SKATE STYLE TRICKS
- + FAST AND EFFICIENT, IDEAL FOR SMALLER WAVE SIZES
- + FULL DECK PAD

The butter bar is our #1 seller within the wakesurf line for one simple reason: It's the king of surfing most every wave, big or small, round or steep. The flat rocker line makes the board extremely fast and gives surfers the best chance of a slack line and the freedom of a 100% wave-propelled surf session. The butter bar's full EVA deck pad allows surfers to stand anywhere on the board and the tri-fin setup leaves plenty of room to experiment with the traction, speed, and stability of the board. Also if you've got a tidbit of that skate blood running through your veins, the butter bar is a blast for your skate style tricks without that rough patch of concrete below.

LENGTH	WIDTH	THICKNESS	VOL.	RIDER WT.	BOARD WT.	FINS
52"	21 1/4"	1 7/8"	8.0 L	100 - 250 LBS	5.8 LBS	3 X 2" (5.08 CM) G10 TRI-FIN SET-UP
56"	21 1/2"	1 7/8"	11.9 L	125 - 275 LBS	6.6 LBS	3 X 2" (5.08 CM) G10 TRI-FIN SET-UP



BUTTER BAR XR

SKU# 18235520

CARBON-LACED SKIM-STYLE BOARD

SIZES: 52"

HIGHLIGHTS:

- + CARBON MATRIX OVERLAY ADDS STRENGTH AND STYLE
- + GREAT FOR FIRST-TIME SURFERS
- + LESS BUOYANCY, EASIER DEEP WATER STARTS
- + SKIM STYLE GREAT FOR LEARNING SPINS AND SKATE STYLE TRICKS
- + FAST AND EFFICIENT, IDEAL FOR SMALLER WAVE SIZES
- + FULL DECK PAD

The Butter Bar XR is an upgraded version of the Butter Bar that features a high-tech carbon matrix overlay and stringer that yields added stiffness and strength and gives the board an unbelievable visual appeal. This is gorgeous board puts others to shame, plain and simple.

The butter bar is our #1 seller within the wakesurf line for one simple reason: It's the king of surfing most every wave, big or small, round or steep. The flat rocker line makes the board extremely fast and gives surfers the best chance of a slack line and the freedom of a 100% wave-propelled surf session. The butter bar's full EVA deck pad allows surfers to stand anywhere on the board and the tri-fin setup leaves plenty of room to experiment with the traction, speed, and stability of the board. Also if you've got a tidbit of that skate blood running through your veins, the butter bar is a blast for your skate style tricks without that rough patch of concrete below.

LENGTH	WIDTH	THICKNESS	VOL.	RIDER WT.	BOARD WT.	FINS
52"	21 1/4"	1 7/8"	8.0 L	100 - 250 LBS	5.7 LBS	3 X 2" (5.08 CM) G10 TRI-FIN SET-UP



2018 WIND FOIL COLLEC TION

WIND FOIL
ACADEMY

FULL LEARNING COURSE
★★★★★



FWIND 1

SKU# 18710000

LARGER WING FOR LIGHT WIND, LARGER/HEAVIER RIDERS

MAST SIZE: 35 1/2"

HIGHLIGHTS:

- + 100% SOLID CARBON CONSTRUCTION H2 WINGS
- + ADVANCE AIRCRAFT ALUMINUM CONSTRUCTION
- + PATENT PENDING SWITCH FUSE
- + FLAT-LOC™ FUSE-TO-WING CONNECTION
- + PROVEN HIGH PERFORMANCE INDUSTRY LEADING DESIGN
- + FOILING FLIGHT SCHOOL COMPATIBLE (SLINGSHOT EXCLUSIVE THREE-MAST LEARNING SYSTEM)
- + MODULAR (LIMITLESS BUILD/SPORT OPTIONS)

Discover quiet flying on your windsurfer. Tony Logosz designed this wing with emphasis on control, stability and early take-off. Once you get out of first gear in your learning process, the H2 wing will allow you to lean out and push like you're riding on a fin and jibe like you are on rails. The H2 wing is built for all around foiling, killer turns and will be a long-term staple in your quiver.

HEIGHT OF MAST
& FUSELAGE

35 1/2" / 93 CM



FWIND 2

SKU# 18710001

SMALLER WING FOR HIGHER WIND, SMALLER/LIGHTER RIDERS

MAST SIZE: 35 1/2"

HIGHLIGHTS:

- + 100% SOLID CARBON CONSTRUCTION H2 WINGS
- + ADVANCE AIRCRAFT ALUMINUM CONSTRUCTION
- + PATENT PENDING SWITCH FUSE
- + FLAT-LOC™ FUSE-TO-WING CONNECTION
- + PROVEN HIGH PERFORMANCE INDUSTRY LEADING DESIGN
- + FOILING FLIGHT SCHOOL COMPATIBLE (SLINGSHOT EXCLUSIVE THREE-MAST LEARNING SYSTEM)
- + MODULAR (LIMITLESS BUILD/SPORT OPTIONS)

Built for freestyle foiling and speed, the FWIND2 is set-up with our H5 Wing. The wings are smaller in size, and provide a smaller "foil footprint." This will benefit lighter riders looking for control, stability and early take-off. Advanced riders will love the performance the H5 wing delivers. It excels at all points of sail, turns like crazy and is awesome for jumping, front loops, back loops and all other freestyle riding types.

HEIGHT OF MAST
& FUSELAGE

35 1/2" / 93 CM



DIALER 145/130

SKU# 18712145
SKU# 18712130

ALL-AROUND FOIL PROGRESSION FOR RIDERS 170 LBS +

SIZES: 7'6" 145L // 7'6" 130L

HIGHLIGHTS:

- + THE DIALER HAS A LONGER NOSE FOR EASIER TOUCH-N-GO'S
- + STABLE EASY UP HAULING
- + TOP ALL-AROUNDER FOR FREERIDING WITH A FOIL
- + BUILT USING EXTRA REINFORCED FOIL READY DEEP TUTTLE BOX
- + BALANCED FOOT STRAP PLACEMENT - PUTS YOUR STANCE OVER THE FOIL CORRECTLY
- + BUILT EXTRA TOUGH TO TAKE THE HIGH LOADS FOILS WILL DEMAND OF YOUR BOARD
- + WORKS GREAT WITH HOVER GLIDE FWIND1 OR FWIND2 FOILS
- + FOOTSTRAPS NOT INCLUDED

Confident learning and progression is where your windsurf foiling journey starts. The Dialer's traditional shape and longer nose makes it best in class for learning to foil. Eliminate uncertainty and gain confidence while you're in the touch and go phase. Once you are foiling, the Dialer will let you take your foil upwind, downwind and at all points of sail all while being balanced on your foil. And if the wind comes up, you can sail it like a freeride slalom board.

LENGTH	WIDTH	BOARD WEIGHT	RIDER WEIGHT	THICKNESS	VOL.
7'6"	30 1/4"	20.5 LBS / 9.2 KILO	OVER 170 LBS	4 1/8"	145 L
7'6"	27 1/2"	18.5 LBS / 8.3 KILO	UP TO 170 LBS	4 1/8"	130 L



WIZARD 150/125/105

SKU# 18711150 - WIZARD 150
SKU# 18711125 - WIZARD 125
SKU# 18711105 - WIZARD 105

SUPER FREAK FOILING MACHINE

SIZES: 6'8" 150L // 6'6" 125L // 5'10" 105L

HIGHLIGHTS:

- + THE WIZARD HAS VIRTUALLY NO SWING WEIGHT WHILE FLYING
- + STABLE EASY UP HAULING
- + TOP PERFORMER FOR ADVANCED FREERIDING WITH A FOIL
- + BUILT USING EXTRA REINFORCED FOIL READY DEEP TUTTLE BOX
- + BALANCED FOOT STRAP PLACEMENT - PUTS YOUR STANCE OVER THE FOIL CORRECTLY
- + BUILT EXTRA TOUGH TO TAKE THE HIGH LOADS FOILS WILL DEMAND OF YOUR BOARD
- + WORKS GREAT WITH HOVER GLIDE FWIND1 OR FWIND2 FOILS
- + FOOTSTRAPS NOT INCLUDED
- + 150: BIGGER SAILS, LIGHT WINDS
- + 125: MEDIUM SAILS, AVERAGE WINDS
- + 105: SMALL SAILS, HIGH WINDS

When you are ready to explore new possibilities on your Windsurf Foil, the Wizard is the place to start. Once you have master the basics of foiling, the Wizard's low swing weight and compact platform will allow you to progress through tacking, jibing and tricks that are only bound by your imagination.

Available in three sizes 105L, 125L, 150L. Determine which level of super freak you want to ride by choosing your preferred volume.

LENGTH	WIDTH	BOARD WEIGHT	THICKNESS	VOL.
6'8"	34"	21 LBS / 9.5 KILO	4 1/8"	150 L
6'6"	31"	19 LBS / 8.6 KILO	4 1/8"	125 L
5'10"	30"	17 LBS / 7.7 KILO	4 1/8"	105 L



FLYER 280

SKU# 19713280

FOILING DOUBLE-AGENT FOR PADDLE OR LAKE SAIL

SIZES: 11'6"

HIGHLIGHTS:

- + THE FLYER HAS A LONGER NOSE FOR EASY TOUCH-N-GO'S
- + STABLE EASY UP HAULING
- + TOP ALL-AROUNDER FOR FREERIDING WITH A FOIL
- + BUILT USING EXTRA REINFORCED FOIL READY DEEP TUTTLE BOX
- + BALANCED FOOT STRAP PLACEMENT - PUTS YOUR STANCE OVER THE FOIL CORRECTLY
- + BUILT EXTRA TOUGH TO TAKE THE HIGH LOADS FOILS WILL DEMAND OF YOUR BOARD

The simplicity of a low wind, mountain lake cruise now becomes a meditative journey. Peace, cruising and then puff hunting on your foil. Fly across the water silently, then drop back to cruising. The feeling is surreal and so are the possibilities.

The FLYER is a double agent. You can paddle it or sail it. Pair it with the Hoverglide FWIND1 Foil and commune with nature in the lightest of winds. The days of "not enough wind to have fun" are over.

LENGTH	WIDTH	BOARD WEIGHT	THICKNESS	VOL.
11'6"	28"	30 LBS / 13.6 KILO	6 1/2"	280 L



THE HOVER GLIDE FWING FOIL SERIES IS AVAILABLE IN TWO VERSIONS:

HOVER GLIDE FWIND1

LARGER WING FOR LIGHT WIND,
LARGER/HEAVIER RIDERS



HOVER GLIDE FWIND2

SMALLER WING FOR HIGHER WIND,
SMALLER/LIGHTER RIDERS



The FWIND series complete foils are designed to make your leap into foiling easy. The Aluminum/Carbon windsurfing foil is designed for control, stability and early take-off. Built on our modular Hover Glide platform, the FWIND series is set up to allow you to progress, but never outgrow. Both FWIND foils offer amazing speed, awesome turns and comfortable performance at all points of sail.

Chief designer Tony Logosz's R&D team has logged 2 years of testing the Hover Glide FWIND platform and the result is a durable, modular platform that opens doors to new windsurf foiling discovery. It will outlast and outperform all other foils in its class. We back it up with top notch customer service from anywhere in the world.

HOVER GLIDE FWIND SERIES

FWIND1	08 - 18 KN					
FWIND2	12 - 24 KN					
(KN)	5	10	15	20	25	30

2018

SUP

COLLEC

TION



CROSSBREED 11' INFLATABLE

SKU# 17297001 - YLW
SKU# 17297002 - RED
SKU# 17297003 - GRN
SKU# 17297004 - BLU

HIGH-TECH, HIGH-PERFORMANCE INFLATABLE FUN

SIZE: 11'

HIGHLIGHTS:

- + LIGHTWEIGHT, INCREDIBLY DURABLE DROPSTITCH CONSTRUCTION
- + NO HASSLE, NO PIECES TO LOSE W/ NEW TOOLLESS CLICK-IN FCSII FIN
- + GOOD FOR THE WHOLE FAMILY: KIDS, ADULTS, BEGINNERS, ADVANCED PADDLERS, DOGS, COUSINS, FAMILY BARBEQUES, BEACH PARTIES... IT DOESN'T MATTER.
- + SAFE FOR BOATS, CARS, GARAGES: WON'T DAMAGE OR BE DAMAGED BY OTHER OBJECTS
- + HARDBOARD PERFORMANCE: INFLATES TO A SOLID 15 PSI FOR HIGH-PERFORMANCE PADDLING
- + ONE SIZE FITS ALL: DESIGNED BY MASTER SHAPER TONY LOGOSZ FOR SUPERIOR VERSATILITY
- + ADVENTURERS LOVE IT: FITS IN A BACKPACK, PUMPS UP EASILY, PACKS INTO REMOTE LOCATIONS

The Crossbreed's 11' shape offers more diversity than any other board design available, which is why we have made it the anchor of our entire SUP program. Slingshot has packed a great deal of design and technical innovation into this lightweight and incredibly durable paddle board. When fully inflated (15-18PSI), the Crossbreed AirTech is rock solid and paddles as well as standard hardboard, but out performs all hardboards for value, convenience, and durability. When deflated, you can roll it up in a matter of seconds and fit it into a backpack for superbly convenient transportation and storage. With a wide waist, tapered tail and gently-rockered nose, the Crossbreed is highly versatile shape ideal for all aspects of paddling, from touring and casual open water to mild rivers and small surf. Slingshot utilizes military-grade DropStitch construction to give the Crossbreed its strength and rigid structure when inflated. The board comes with a rugged mesh-sided carrying backpack, a patch kit, a high-end pump and a new FCSII keyless fin that can be installed and removed by simply pushing it in or pulling it out - no tools needed.



FCSII

NO TOOLS NEEDED:

THE INFLATABLE CROSSBREED 11' FEATURES A NEW FCSII KEYLESS FIN THAT CAN BE INSTALLED AND REMOVED BY SIMPLY PUSHING IT IN OR PULLING IT OUT.



LENGTH	WIDTH	THICKNESS	VOL.	SUGGESTED MAX WT.	BOARD WT.	FINS
11'	34"	6"	331 L	300 LBS	26 LBS	1 X 9" (22.86 CM) FCSII CENTER PLASTIC FIN

CROSSBREED 11' SKU# 17292011

VERSATILE PERFORMANCE HARDBOARD

SIZE: 11'

HIGHLIGHTS:

- + CLASSIC HARDBOARD FOR PERFORMANCE PADDLING
- + VERSATILE SHAPE FOR UNIVERSAL APPEAL
- + CHOP-PIERCING BOW
- + HIGH VOLUME, SUPER STABLE
- + LIGHTWEIGHT, DURABLE EPS CORE

Whether paddling the waters of a calm mountain lake or waist-high ocean waves, Slingshot's 11' Crossbreed is the ultimate all-around standup paddle board. The shape, width and volume of the Crossbreed (11'x 33"x 230L) add up to a user-friendly profile that's stable and forgiving enough for beginners just getting into the sport, while sturdy and maneuverable enough for advanced paddlers looking for high-end performance in a wide range of conditions. The extra volume makes paddling with extra kids or dogs a blast, while the board's V-Spine bottom turns easily, cuts through chop and can handle small wave conditions. Advanced materials and manufacturing science combine to build a strong but lightweight board that delivers an incredible experience. The Crossbreed is constructed with our new two-stage compression molded technology. The first stage of the process starts by precision molding an EPS core. The molding final stage blends rugged fiberglass and epoxy – the same PMU top and bottoms material found in Slingshot wakeboards and kiteboards.

LENGTH	WIDTH	THICKNESS	VOL.	SUGGESTED MAX WT.	BOARD WT.	FINS
11'	33"	4 13/16"	230 L	250 LBS	33 LBS	1 X 9" (22.86 CM) FCSII CENTER PLASTIC FIN



CROSSBREED 11' SOFT TOP SKU# 17292111

HIGH-TECH, HIGH-PERFORMANCE ALL-AROUND FUN

SIZE: 11'

HIGHLIGHTS:

- + HARDBOARD PERFORMANCE WITH SOFT TOP CUSHION
- + GREAT FOR FAMILIES, DOGS, KIDS, CASUAL PADDLERS
- + VERSATILE SHAPE FOR UNIVERSAL APPEAL
- + HIGH VOLUME, SUPER STABLE
- + LIGHTWEIGHT, DURABLE EPS CORE

Definitely not your average soft top SUP, Slingshot's 2016 Crossbreed 11' Hybrid Soft Top sets a new standard for boards of its class. Unlike the flimsy, foam-core construction of most soft tops on the market, The Crossbreed Hybrid Soft Top is built with the same bomber construction as our hardboard and is then finished with a cushy final layer that gives it the friendly and rugged soft-top characteristics. The board is constructed with a molded EPS closed cell core wrapped in a protective skin, fiberglass layers, an ASA top sheet and a High Density EVA Thermomold, giving it the rigidity and performance of a hard board but the durability and user-friendliness of a soft top. Load it in a pickup truck, toss it in a camper or pile it in a van and rally; the Crossbreed Soft Top's durability makes it the perfect board to hold up to the abuse of family paddling, picnics at the beach and campouts with friends, while its shape, stiffness, bottom profile and rock-solid construction make it a board capable of anything a traditional SUP can handle.

LENGTH	WIDTH	THICKNESS	VOL.	SUGGESTED MAX WT.	BOARD WT.	FINS
11'	33"	4 13/16"	230 L	250 LBS	33 LBS	1 X 9" (22.86 CM) FCSII CENTER PLASTIC FIN



RANT 9'

SKU# 17295

TRUSTED HIGH-PERFORMANCE SURFER

SIZE: 9'

HIGHLIGHTS:

- + TACKLE ANY BREAK WITH A BOARD DESIGNED FOR SERIOUS SUP SURFING
- + STAY STRAIGHT: THE RANT TRACKS EXCEPTIONALLY WELL THANKS TO FIN CONFIGURATION, V-SPINE BOTTOM AND TUCKED RAIL
- + FULLY CUSTOMIZABLE FIN CONFIGURATION WITH FIVE FIN BOXES
- + CARVE HARD, NAIL YOUR TURNS WITH THE RANT'S PRECISION V-SPINE TAIL AND TUCKED RAIL PROFILE
- + STURDY, DURABLE, LIGHT WEIGHT SLINGSHOT CONSTRUCTION

The Rant is our dedicated SUP surfer capable of handling any wave you're willing to paddle into. It features a slender profile and aggressive bottom and rail contour designed for superior high speed handling and aggressive edge to edge carving. If you're serious about upping your SUP game in the waves, the Rant is the board to do it with. The Rant is shaped to provide unmatched stability when paddling into the lineup, speed when driving down the line and ultimate maneuverability when turning edge-to-edge and carving faces of head-high waves. The Rant's swallowtail design gives the board a snappy feel and helps maintain speed in mushy or small conditions, while a kicked-up nose allows for steep, late drops without pearling and an easier paddle out through white water. The bottom-shape progresses from flat underfoot to a V-Spine toward the back, resulting in a board that tracks well in calm water and carves nicely in the surf. The board comes stock with a three-fin FCSII pack, but is configured with five fin boxes to give riders added customization options.

LENGTH	WIDTH	THICKNESS	VOL.	SUGGESTED MAX WT.	BOARD WT.	FINS
9'	23"	4 1/2"	141 L	200 LBS	21 LBS	1 X 4.5" (11.43 CM) CENTER FIN + 2 X 5.25" (13.35 CM) FRONT FINS



G-WHIZ

SKU# 17296

ALL-AROUND SURF & OPEN-WATER CROSSOVER

SIZES: 9' // 9'4"

HIGHLIGHTS:

- + CATCH MORE WAVES, SPEND LESS TIME IN THE WATER WITH A WIDE, STABLE SHAPE
- + STAY STRAIGHT: THE G-WHIZ TRACKS EXCEPTIONALLY WELL THANKS TO V-SPINE BOTTOM AND THREE-FIN SETUP
- + CARVE HARD, NAIL YOUR TURNS WITH THE G-WHIZ'S PRECISION SHAPE
- + TUCKED RAIL PROFILE
- + THE PERFECT CROSSOVER BOARD: PADDLE HEAD-HIGH WAVES ONE DAY AND A CALM LAKE THE NEXT
- + STURDY, DURABLE SLINGSHOT CONSTRUCTION

The G-Whiz is the perfect choice for paddlers who want a crossover board that is agile enough to drop in and carve small to medium size waves with ease but is also stable and buoyant enough to serve well as a flat water board. If you're a casual SUP surfer, you'll love the G-Whiz's stability as you paddle out through the break and catch your first small inside waves; if you're an experienced surfer, you'll love how quickly you can generate speed and momentum to paddle into waves, and how agile the G-Whiz handles as you make top and bottom turns and carve faces. The G-Whiz is offered in 9' and 9'4" lengths. The 9'4" is an inch wider, half an inch thicker and has about 40 liters more volume. Smaller, lighter or more experienced paddlers will benefit from the maneuverability of the shorter size, while larger, heavier or less experienced paddlers will benefit from the larger size's added stability and buoyancy. Paddlers who frequent flat water more than surf may want to choose the longer option regardless of their size or weight.

LENGTH	WIDTH	THICKNESS	VOL.	SUGGESTED MAX WT.	BOARD WT.	FINS
9'	33"	4 1/2"	164 L	220 LBS	25 LBS	1 X 4.5" (11.43 CM) CENTER FIN + 2 X 5.25" (13.35 CM) FRONT FINS
9' 4"	34"	5"	205 L	240 LBS	28 LBS	1 X 4.5" (11.43 CM) CENTER FIN + 2 X 5.25" (13.35 CM) FRONT FINS



NITRO 14'

SKU# 17293140

HIGH-EFFICIENCY RACE PERFORMANCE BOARD

SIZE: 14'


HIGHLIGHTS:

- + LIGHT WEIGHT, HIGH PERFORMANCE RACEBOARD
- + CHOP-PIERCING BOW
- + SLENDER OUTLINE, V-TUNNEL BOTTOM DESIGNED FOR SUPERIOR TRACKING
- + GREAT FOR DOWNWINDERS, OPEN WATER AND DISTANCE PADDLING
- + RIDES SMOOTH EVEN IN ROUGH WATER

Slingshot named this board "Nitro" for a reason: it's fast... very fast. With a sleek and piercing bow, low-profile body, V-Tunnel bottom and lightweight construction, the Nitro exemplifies the balance between comfort and efficiency as it glides through the water with ease. This is an ideal board for racers, distance paddlers and those looking for a fast, smooth ride in mixed conditions.

Utilizing Slingshot's exclusive Future Response Technology, the Nitro's Carbon Wood Veneer Sandwich Construction (CWVS) creates a strong, impact resistant board without adding extra weight. Its low-profile, hydrodynamic design makes it extremely fast, while its 263.7 liter hull provides enough stability for a smooth ride, even in rough water.

LENGTH	WIDTH	THICKNESS	VOL.	SUGGESTED MAX WT.	BOARD WT.	FINS
14'	26 3/4"	6 1/8"	263.7 L	210 LBS	32 LBS	1 X 11" (27.94 CM) CENTER RACE FIN



TRAVELER

SKU# 17520101

THREE-PIECE PACKABLE PERFORMANCE

SIZE: 66" - 97" (167.64 - 246.38 CM)

HIGHLIGHTS:

- + HYBRID CARBON / FIBERGLASS SHAFT
- + FIBERGLASS BLADE + ABS HIGH IMPACT RAIL
- + AFFORDABLE PERFORMANCE
- + CONVENIENT / PACKABLE 3-PIECE CONSTRUCTION
- + EASY ADJUSTMENT WITH SLINGLOCK

With the ability to be separated into three pieces for luggage stowage when traveling, Slingshot's Traveler is the ideal choice for those wanting a sturdy adjustable paddle in a package small enough fit into a checked-bag at the airport or the same stock bag as one of Slingshot's inflatable boards. When pieced together, the Traveler paddle is adjustable from 66 - 97" with the easy-to-use Slinglock clamp installed, making any on-the-fly adjustments a breeze.



BLADE WEIGHT	BLADE LENGTH	BLADE WIDTH	BLADE AREA	BLADE ANGLE
22 OZ	19.5"	8.3"	99.2"	10°

SWITCHBLADE

SKU# 17520102

FULLY ADJUSTABLE ALL-AROUND PERFORMANCE

SIZE: 66" TO 97" (167.64 TO 246.38 CM)

PACKAGE INCLUDES:

- + 12K CARBON / FIBERGLASS HYBRID SHAFT
- + CARBON / FIBERGLASS BLADE + ABS HIGH IMPACT RAIL
- + AFFORDABLE PERFORMANCE
- + EASY ADJUSTMENT WITH SLINGLOCK

The Switchblade is a carbon and fiberglass composite paddle designed for enthusiasts who want a sturdy adjustable paddle that is light weight. The Switchblade can be adjusted from 66-97 inches in length and features simple, high-strength clamps that open and close to allow for adjustability on the fly.



BLADE WEIGHT	BLADE LENGTH	BLADE WIDTH	BLADE AREA	BLADE ANGLE
22 OZ	19.5"	8.3"	99.2"	10°

SLINGBLADE

SKU# 17520103

PREMIER HIGH-TECH HIGH-PERFORMANCE PADDLE

SIZE: CUT TO SIZE - 85" (215.9 CM)

HIGHLIGHTS:

- + 12K CARBON SHAFT, BLADE + HANDLE
- + ULTRA LIGHTWEIGHT CONSTRUCTION
- + HIGH PERFORMANCE FLEX + REBOUND THROUGH STROKE
- + CUT TO YOUR CUSTOM SIZE

The Slingblade features high-end, all-carbon construction and is designed for athletes who want the lightest and stiffest paddle possible for ultimate performance and drive. Weighing in at just 21.8 ounces, the Slingblade is shipped full length and is custom cut by the user for precision fit.



BLADE WEIGHT	BLADE LENGTH	BLADE WIDTH	BLADE AREA	BLADE ANGLE
21.8 OZ	19.5"	8.3"	99.2"	10°

EXPLORER

SKU# 17520104

THREE-PIECE PACKABLE PERFORMANCE

SIZE: 66" - 97" (167.64 - 246.38 CM)

HIGHLIGHTS:

- + SUPER-DURABLE COMPOSITE NYLON BLADE
- + BACKPACK/TRAVEL FRIENDLY: SEPARATES INTO THREE PIECES
- + GREAT PADDLE AT AFFORDABLE PRICE POINT
- + QUICK AND EASY ADJUSTABLE LENGTH
- + PAIRS GREAT WITH INFLATABLE BOARDS

The Explorer is a rugged and adjustable paddle that separates into three pieces for convenient transport and storage. Inflatable board users will love the Explorer's compact size; it fits nicely into the carry bag that comes with the Crossbreed AirTech. The Explorer features a carbon shaft, durable nylon composite blade and the sturdy Slinglock clamp for quick and easy adjustment.



BLADE WEIGHT	BLADE LENGTH	BLADE WIDTH	BLADE AREA	BLADE ANGLE
23.4 OZ	19.5"	8.3"	99.2"	10°

2018

SURF+SUP FOIL
ACADEMY



SURF + SUP
FOIL
COLLEC
TION

HOVER GLIDE SURF / SUP FOIL

SKU# 18720000

WAVE RIDING FOIL

SIZES: 24" / 15"

HIGHLIGHTS:

- + KOOK PROOF YOUR LEARNING CURVE
- + PROVEN SHORT MAST LEARNING SYSTEM
- + REDUCES LEARNING TIME & INCREASES CONFIDENCE
- + DEVELOPS PROPER TECHNIQUE AND MUSCLE MEMORY
- + ELIMINATES THE NEED TO BUY A BEGINNER FOIL
- + LEARN FASTER, SAFER WITH MORE SKILL
- + FOIL DEVELOPED BY SLINGSHOT'S HAWAII SURF DIVISION
- + STABLE, MEDIUM-LIFT, H2 WING+ TURNS ROLLING SWELL
- + LEARN FASTER, SAFER, AND WITH LESS HASSLE USING OUR SHORT MAST LEARNING SYSTEM (INCLUDED)
- + TURNS ROLLING SWELL + WAIST HIGH WAVES INTO A PLAYGROUND
- + BEAT THE CROWDS, SURF NEW BREAKS, EXPAND YOUR WORLD ON WATER
- + STURDY FORGED CARBON WINGS, ALUMINUM MAST
- + MODULAR SYSTEM: SWAP COMPONENTS FOR THE PERFECT CUSTOM SETUP
- + BEST OF CLASS FOR FAST PACE WAVES



The Hover Glide FSurf/SUP Foil is designed to deliver surfers an advanced wave riding experience. This is accomplished with an early takeoff and gliding speed designed to match the speed of small to medium sized waves. This design eliminates the need for excessive pumping, and will show in your smooth foiling style. Once you get the basics you will learn this wing can generate speed in the turns and you'll be carving glassy faces like they are going out of style! The aluminum design is affordable but more importantly, it increases stability and eliminates the "twitchy" behavior that full-carbon foils typically exhibit. With the FSurf/SUP Foil, you can ride rolling swell on the outside, catch whitewater on the inside, or when you're ready, paddle into breaking waves like you would with a regular surf or SUP board.

HEIGHT OF MAST & FUSELAGE

24" / 61 CM

15" / 38 CM

SURF/SUP FOIL FEATURES

FLAT-LOC™



FLAT-LOC™ FUSE-TO-WING CONNECTOR

Foiling is the real deal. Think about your board and your weight standing on it. Now let's pull some G forces on this set up. Carving, jibbing, turning, crashing and jumping puts enormous forces on the fuselage-to-wing connection. Our Flat-Loc™ Fuse-to-Wing connection is designed like a wrench on a nut. The load is married to the fuse and the wings, with no load on the bolts. Unlike bolt-on wings, the Flat-Loc™ system is safe, secure and smart.

SWITCH FUSE™



SWITCH FUSE(PATENT PENDING)

Find your personal comfort zone. The ability to adjust the wing position fore or aft in relationship to your stance is critical for balancing your rig, stance and overall sailing position. Slingshot's Switch Fuse is an ingenious design that allows the foil to be configured in two different positions to accommodate varying board setups, rider preferences and skill levels.

SKY WALKER 5'10"

SKU# 18721510

WAVE CATCHING SURF FOIL BOARD

SIZE: 5'10"

HIGHLIGHTS:

- + PADDLE-IN SURF FOIL BOARD DEVELOPED BY SLINGSHOT'S HAWAII SURF DIVISION SPECIALIZED
- + NO MORE BAD DAYS: SHRED SMALL AND MARGINAL SWELL
- + WIDE, HIGH-VOLUME SHAPE AIDS IN CATCHING SMALL WAVES
- + CARBON REINFORCEMENTS, BAMBOO FINISH PROVIDE DURABILITY
- + FULLY REINFORCED BOARD BUILD SPECIFICALLY TO HANDLE THE FOIL'S FORCES AND TORQUE
- + MOVABLE MOUNTING TRACK MOUNT LETS YOU FINE-TUNE YOUR MAST POSITION
- + SUPPORTED BY FREE FOIL ACADEMY LEARNING COURSE (WWW.FOIL-ACADEMY.COM)

The Sky Walker balances the strength and durability needed to accommodate a foil, the volume and a block tail needed to paddle into marginal waves. Once you're on foil, a concave deck provides control with subtle movement and a scooped nose helps you bounce off the water when touching down. The board is equipped with Slingshot's signature track mounting system, which allows you to adjust the position of the foil for different rider preferences, conditions and performance needs.

LENGTH	WIDTH	THICKNESS	VOL.
5'10"	20 1/2"	4 1/2"	51 L



AIRSTRIKE 7'8"

SKU# 18731078

SUP FOIL DESIGNED FOR EXPERIENCED PADDLERS

SIZE: 7'8"

HIGHLIGHTS:

- + BOMBER SURF-SPECIFIC SUP DEVELOPED BY SLINGSHOT'S HAWAII SURF DIVISION
- + TRACK MOUNT PROVIDES ADJUSTABLE FOIL POSITION
- + WIDE, HIGH-VOLUME SHAPE AIDS IN CATCHING SMALL WAVES
- + CARBON REINFORCEMENTS, BAMBOO FINISH PROVIDE DURABILITY
- + FULLY REINFORCED BOARD BUILD SPECIFICALLY TO HANDLE FORCES OF FOILING

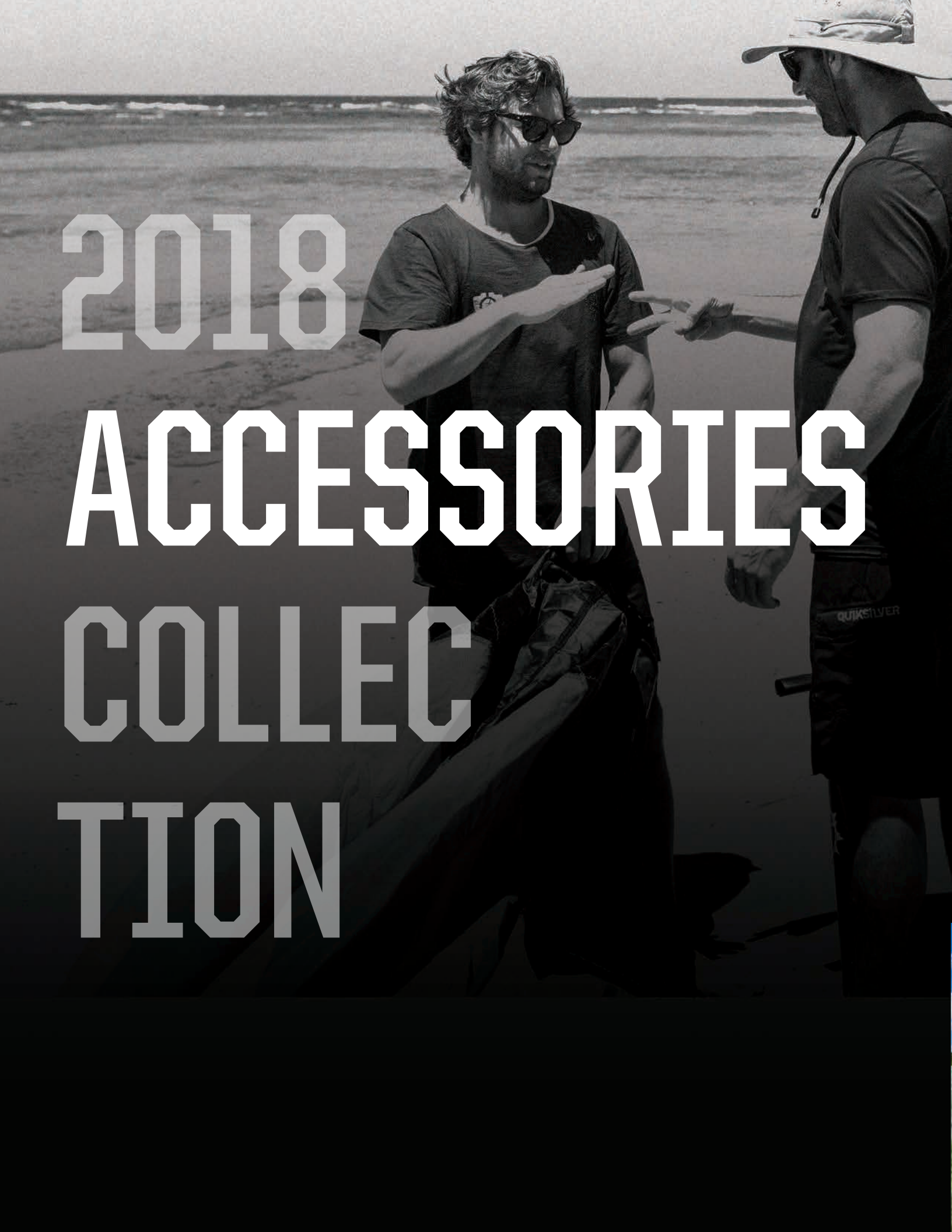
The Air Strike is built for stability on the water and agility once you're up and foiling. Its general shape favors small to medium waves and is designed to paddle into small waves, then pop up on foil once you're up to speed. A distinctly shaped high-volume winged swallow tail provides a boost in catching marginal waves and getting on foil. Once you're flying, a concave deck provides control with subtle movement and a scooped nose helps in rebounding off the water when you touch down.

The board is equipped with Slingshot's signature track mounting system, which allows you to adjust the position of the foil to for different rider preferences, conditions and performance needs.

LENGTH	WIDTH	THICKNESS	VOL.
7'8"	30"	4 1/5"	145 L







2018

ACCESSORIES

COLLEC

TION

APPAREL



THEY DONT KNOW SHOT TEE
SKU# 18600

SLING TEE
SKU# 18601

SINCE 99' TEE
SKU# 18602

SINCE 99' TEE W'S
SKU# 18606



SINCE 99' HOODIE M'S
SKU# 18603

SINCE 99' HOODIE W'S
SKU# 18603

SNAPBACK TO 99' CAP
SKU# 18610002

EXPLORER BEANIE
SKU# 18610002



BOARD SLEEVES



CLASSIC SURF SLEEVE

A padded surfboard bag designed for classic surfboard shapes. The tail end is collapsible, held closed by Velcro, to allow for plenty of room when you don't feel like removing your fins for storage. Includes a side handle and shoulder strap for easier carrying.

SIZE:
62" X 22" X 1.5" (190CM X 56CM X 4CM)

SKU# 18700126



MODERN SURF SLEEVE

A padded surfboard bag designed for progressive snub-nose shapes. The tail end is collapsible, held closed by Velcro, to allow for plenty of room when you don't feel like removing your fins for storage. Includes a side handle and shoulder strap for easier carrying.

SIZE:
56" X 22" X 1.5" (170CM X 56CM X 4CM)

SKU# 18700125



WAKE SURF SLEEVE

A padded surfboard bag designed to keep your wakesurfer protected when you're not shredding the endless wave. A side handle and shoulder strap make carrying a breeze and it's roomy enough to fit a towel, life jacket or wetsuit inside to stay organized.

SIZE:
55" X 27" X 1.5"

SKU# 18700119



TWIN TIP BOARD SLEEVE

A clean design to keep your boards organized, protected and portable. Fits a few boards (without boots/straps) at once and includes a side handle and shoulder strap for carrying. Roomy enough to stuff a towel or wetsuit inside along with your boards.

SIZE:
410" X 17" X 1.5" (146CM X 44CM X 4CM)

SKU# 18700128

FOIL BOARD SLEEVES



DIALER 130 / 145 BOARD SLEEVE

A padded, protective bag designed specifically for your Dialer windsurf foil board. Zips fully lengthwise up the side for easy entry and exit and a tail-end closure allows you to keep your board and foil assembled and still fully close the bag around your board. Includes a side handle and shoulder strap for easier carrying.

SIZE:
DIALER 130 - 76" X 30" X 4"
DIALER 145 - 76" X 32" X 4"

SKU# 18700120 - 130
SKU# 18700121 - 145



WIZARD 105 / 125 / 150 BOARD SLEEVE

A padded, protective bag designed specifically for your Wizard windsurf foil board. Zips fully lengthwise up the side for easy entry and exit and a tail-end closure allows you to keep your board and foil assembled and still fully close the bag around your board. Includes a side handle and shoulder strap for easier carrying.

SIZE:
WIZARD 105 - 510" X 32" X 4"
WIZARD 125 - 6'6" X 33" X 4"
WIZARD 150 - 6'8" X 36" X 4"

SKU# 18700122 - 105
SKU# 18700123 - 125
SKU# 18700124 - 150



ALL DAY BOARD BAG

Fully padded, coffin style bag with multiple pockets, hidden backpack straps and storage for all your wakeboard gear. Will easily accommodate kiteboard with bindings mounted, helmet, even your wetsuit and towel.

SIZE:
146CM (4'8")

SKU# 18700101



SLINGSHOT WHEELED GOLF BAG

Fully padded golf style travel bag with room for boards and anything else you need. Will easily accommodate multiple kites, kiteboards, bindings, helmet any other riding gear and all your clothes and toiletries.

SIZE:
150CM (4'10")

SKU# 18700118

BOARD BAGS W/ STORAGE

EXTRA STORAGE



LARGE COMPRESSION BAG

Lightweight and easy to compress nylon storage and/or travel bags for your gear.

SIZE:
LARGE (11-14M)

SKU# 18700104



SMALL COMPRESSION BAG

Lightweight and easy to compress nylon storage and/or travel bags for your gear.

SIZE:
SMALL (4-10M)

SKU# 18700103




PER DIEM BACKPACK

A full featured backpack for travel or everyday use.

SIZE:
21" X 14" X 5.5"
(53CM X 35CM X 14CM)
VOL. 1600 CU IN/26 L

SKU# 18700108



KITE / WAKE / WIND / SURF / SUP



PROVEN CUTTING EDGE
TECHNOLOGY AND INNOVATION

PROVEN LEADER IN LEARNING
TECHNOLOGY AND EQUIPMENT

PROVEN FREE ONLINE LEARNING
COURSE, FOIL-ACADEMY.COM

PROVEN TEAM OF WORLD CLASS
ATHLETES AND AMBASSADORS

Join Foil Academy Today! It's Free.



THANK YOU 

Thank you for supporting Slingshot Sports.

For more info or to find your local dealer visit:

WWW.SLINGSHOTSPORTS.COM



WWW.FACEBOOK.COM/SLINGSHOT-KITE
WWW.FACEBOOK.COM/SLINGSHOTWAKEGLOBAL
WWW.FACEBOOK.COM/SLINGSHOT-SUP



@SLINGSHOTKITE
@SLINGSHOTWAKE
@SLINGSHOTSUP



WWW.YOUTUBE.COM/SLINGSHOTSPORTS

INFO@SLINGSHOTSPORTS.COM
USA 877.775.4832
INTL 509.427.4950
WWW.SLINGSHOTSPORTS.COM

2018 SLINGSHOT SPORTS CATALOG
SKU# 18381019

PRINTED IN THE USA



0 840362 129946